

AM1063-1 – Amplifier

DC to 10 GHz Gain Block



Description

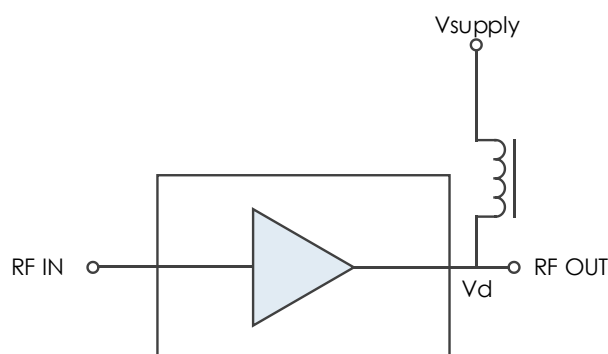
The AM1063-1 is a high dynamic range DC-coupled amplifier covering up to 10 GHz. The device exhibits a moderate positive gain-slope, providing frequency equalization useful in many broadband applications. With internal 50Ω matching and packaged in a 3mm QFN, the AM1063-1 represents a compact total PCB footprint.



Features

- 15 dB Gain
- 2.5 dB Noise Figure
- +30 dBm OIP3
- +18 dBm P1dB
- +3.3V or +5.0V Operation
- 3mm QFN
- -40C to +85C Operation

Functional Diagram



Characteristic Performance

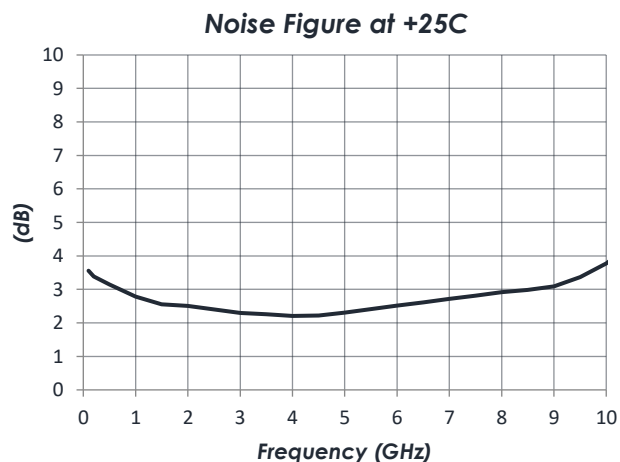
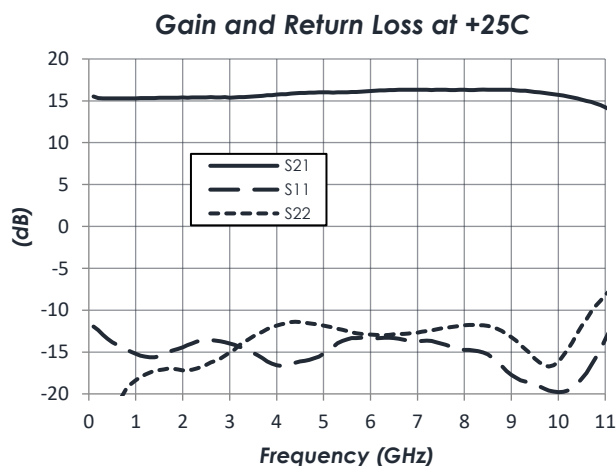


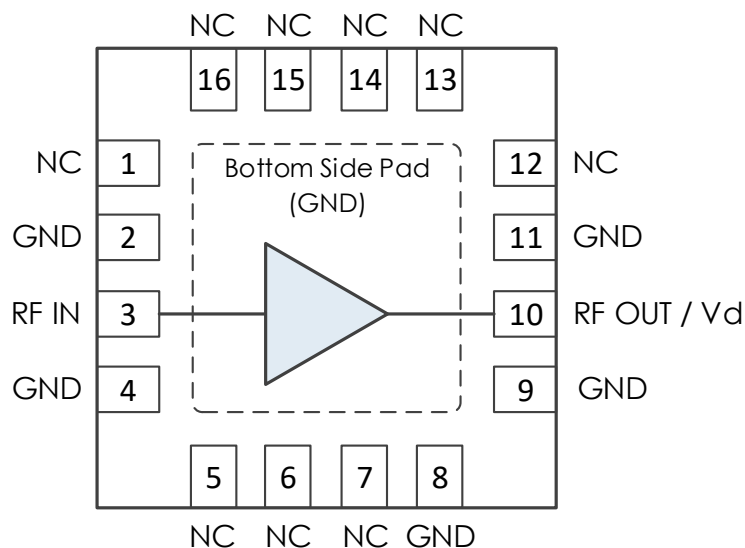
Table of Contents

Description	1	DC Electrical Characteristics.....	5
Features.....	1	RF Performance.....	5
Functional Diagram.....	1	Typical Performance	6
Characteristic Performance	1	Typical Application.....	9
Revision History	2	Part Ordering Details.....	10
Pin Layout and Definitions.....	3	Related Parts.....	10
Specifications	4	Evaluation PC Board	10
Absolute Maximum Ratings.....	4	3mm 16 Lead QFN Details	11
Handling Information.....	4	RF Shielded Module Details.....	12
Recommended Operating Conditions ...	4	Component Compliance Information.....	13
Thermal Information.....	4		

Revision History

Date	Revision Number	Notes
December 12, 2018	9	Input Power Spec Updated
March 28, 2019	10	Updated to new datasheet format. More comprehensive part data included.
May 1, 2019	11	AM1063-1 and AM1063-2 Datasheets Split
June 6, 2019	11A	Component Compliance Information Updated
July 11, 2019	12	Part Ordering Information Added. New RF Shielded Module Available.

Pin Layout and Definitions



Pin Number	Pin Name	Pin Function
1	NC	Do Not Connect*
2	GND	Ground - Common
3	RF In	RF Input – 50 Ohms – DC Coupled. External DC Blocking Capacitor Required
4	GND	Ground - Common
5-7	NC	Do Not Connect*
8,9	GND	Ground - Common
10	RF Out / Vd	RF Output and DC Power Input – 50 Ohms – DC Coupled. External DC Blocking Capacitor Required
11	GND	Ground - Common
12-16	NC	Do Not Connect*
Case GND	GND	Ground - Common

*NC pins may be grounded or left open

AM1063-1 – Amplifier

DC to 10 GHz Gain Block



Specifications

Absolute Maximum Ratings

	Minimum	Maximum
Supply Voltage	-0.3 V	+8.0 V
RF Input Power		+20 dBm
Operating Junction Temperature	-40 C	+150 C
Storage Temperature Range	-50 C	+150 C

Note: Any device operation beyond the Absolute Maximum Ratings may result in permanent damage to the device. The values listed in this table are extremes and do not imply functional operation of the device at these or any other conditions beyond what is listed under Recommended Operating Conditions. Any part subjected to conditions outside of what is recommended for an extended amount of time may suffer from reliability concerns.

Handling Information

	Minimum	Maximum
Storage Temperature Range (Recommended)	-50 C	+125 C
Moisture Sensitivity Level	MSL 3	



Atlanta Micro products are electrostatic sensitive.
Follow safe handling practices to avoid damage

Recommended Operating Conditions

	Minimum	Typical	Maximum
Supply Voltage	+2.7 V		+5.2 V
Operating Case Temperature	-40 C		+85 C
Operating Junction Temperature	-40 C		+125 C

Thermal Information

	Thermal Resistance (°C / W)
Junction to Case Thermal Resistance (θ_{JC})	88

AM1063-1 – Amplifier

DC to 10 GHz Gain Block

DC Electrical Characteristics

(T = 25 °C unless otherwise specified)

Parameter	Testing Conditions	Minimum	Typical	Maximum
Device Voltage (Vd)		+3.0 V	+4.7 V	+5.0 V
DC Supply Current	Vd = 4.7 V		74 mA	
	Vd = 3.1 V		37 mA	
Power Dissipated	Vd = 4.7 V		0.35 W	
	Vd = 3.1 V		0.11 W	

RF Performance

(T = 25 °C unless otherwise specified)

Parameter	Testing Conditions	Minimum	Typical	Maximum
Frequency Range		DC		10 GHz
Gain	Vd = 4.7 V		15.0 dB	
Return Loss	Vd = 4.7 V		14 dB	
Output IP3			+30 dBm	
Output P1dB			+18 dBm	
Noise Figure			2.5 dB	

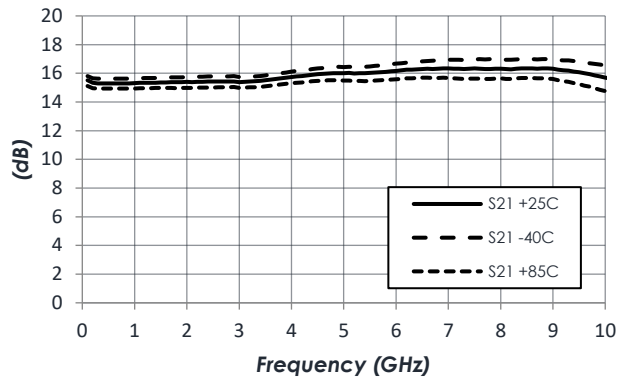
AM1063-1 – Amplifier

DC to 10 GHz Gain Block

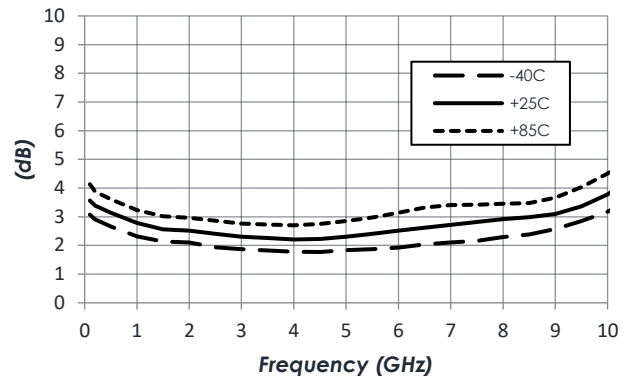
Typical Performance

(Vd = +4.7 V, Id = 74 mA)

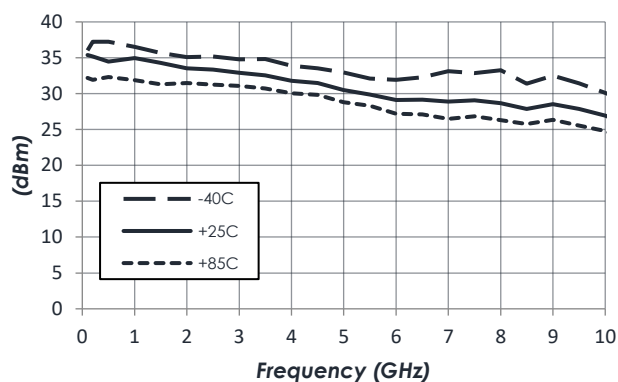
Gain vs Temperature



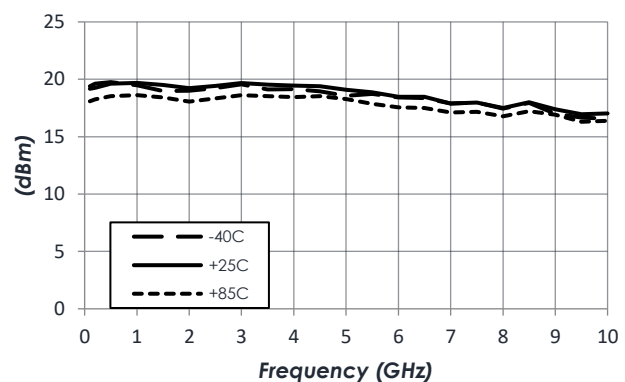
Noise Figure vs Temperature



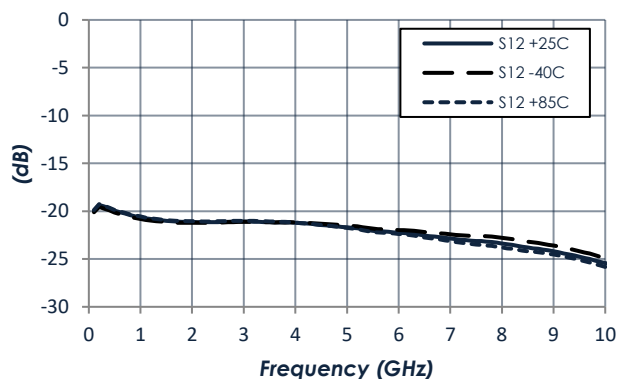
Output IP3 vs Temperature



P1dB vs Temperature



Reverse Isolation vs Temperature



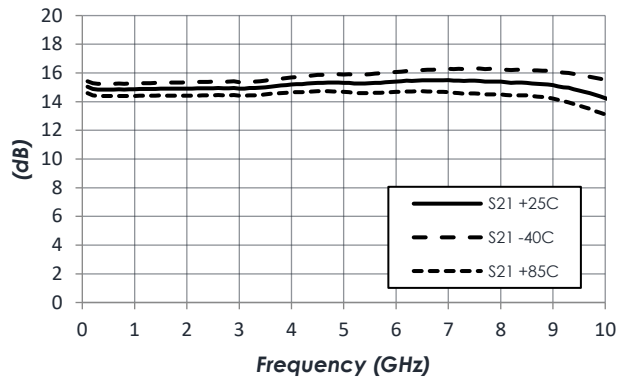
AM1063-1 – Amplifier

DC to 10 GHz Gain Block

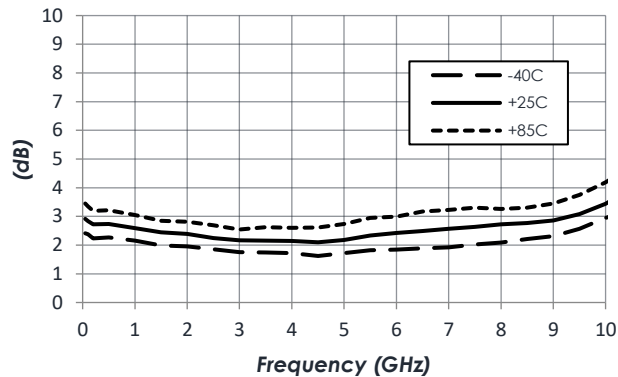
Typical Performance (continued)

(Vd = +3.1 V, Id = 37 mA)

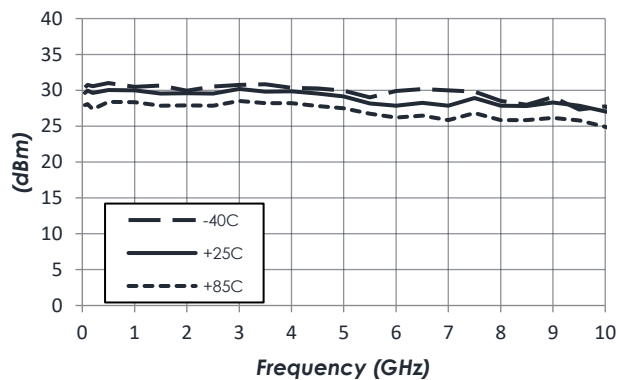
Gain vs Temperature



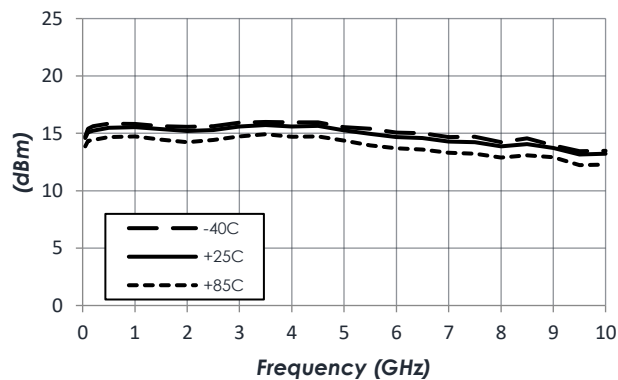
Noise Figure vs Temperature



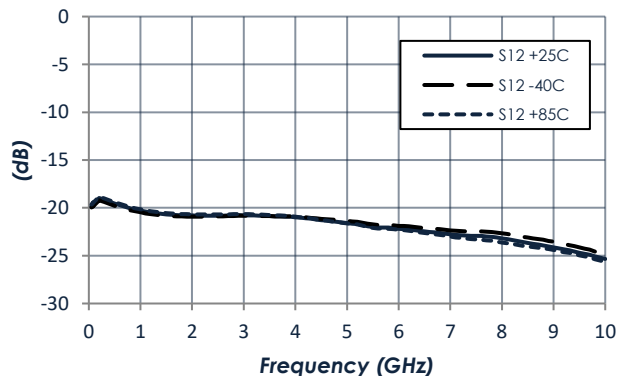
Output IP3 vs Temperature



P1dB vs Temperature



Reverse Isolation vs Temperature



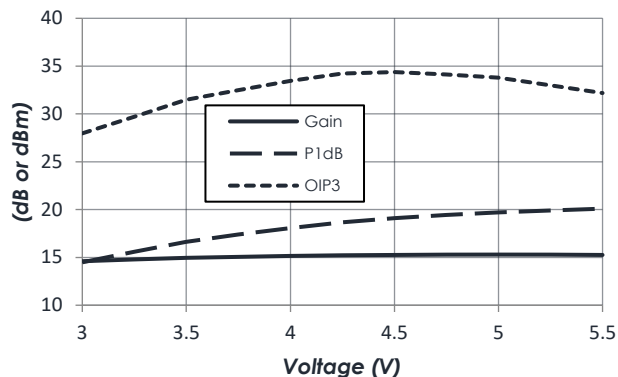
AM1063-1 – Amplifier

DC to 10 GHz Gain Block

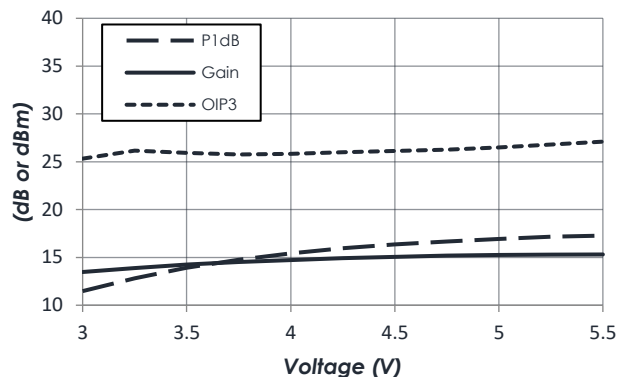
Typical Performance (continued)

(T = 25 °C unless otherwise specified)

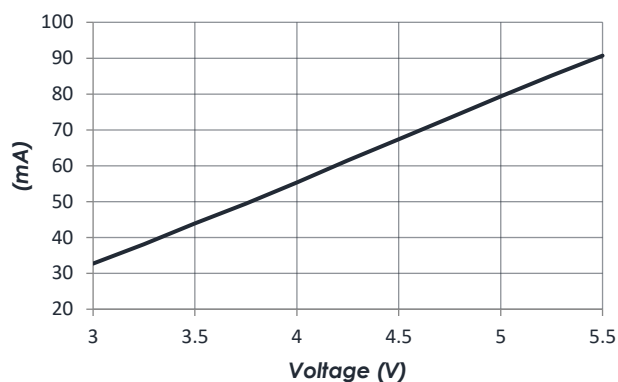
Gain, P1dB, and OIP3 vs Vd @ 1GHz



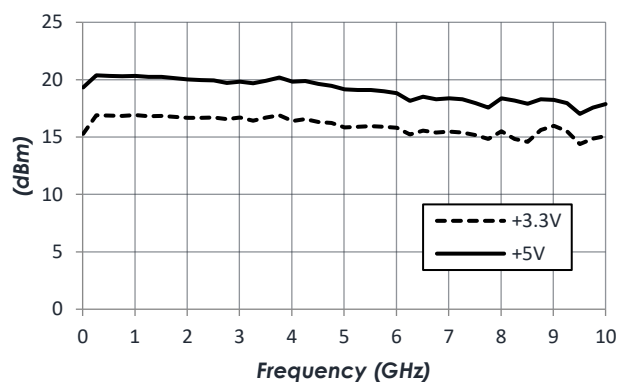
Gain, P1dB, and OIP3 vs Vd @ 10 GHz



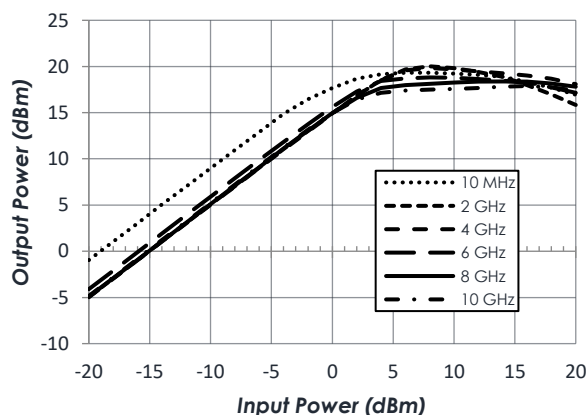
Id vs Vd



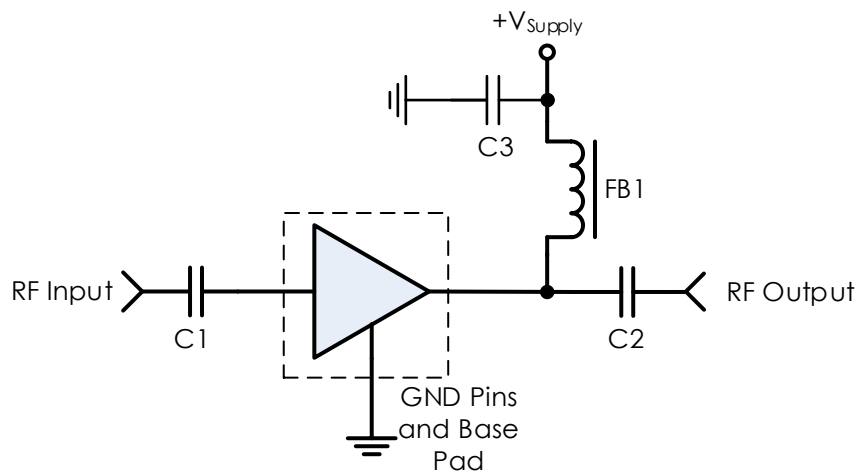
Power Saturation vs. VDD



Pin vs. Pout , VDD = +5V



Typical Application



Recommended Component List (or equivalent):

Part	Value	Part Number	Manufacturer
C1, C2	0.1 μ F	0402BB104KW160	Passives Plus
C3	0.1 μ F	GRM155R71C104KA88	Murata
FB1	-	MMz1005A222E	TDK

Notes:

1. NC pins may be grounded or left open
2. RF blocking capacitors should be high performance, low-loss, broadband capacitors for optimum performance

AM1063-1 – Amplifier

DC to 10 GHz Gain Block


Part Ordering Details

Description	Part Number
3mm 16 Lead QFN	AM1063-1
1.3mm x 2mm 6 Lead DFN (separate datasheet)	AM1063-2
AM1063-1 Evaluation Board	AM1063-1 Eval
AM1063-2 Evaluation Board	AM1063-2 Eval
AM1063-1 in 0.95" x 1.13" x 0.6" RF-Shielded Module with Integrated Bias Tee and Field Replaceable SMA Connectors	AM1063-M

Related Parts

Part Number	Description
AM1063-2	DC to 10 GHz Miniature Gain Block
AM1016B	20 MHz to 6 GHz +3.3V Gain Block
AM1018C	20 MHz to 6 GHz +5.0V Gain Block
AM1025B	20 MHz to 3 GHz +8.0V Gain Block (High P1dB)
AM1031C	20 MHz to 8 GHz +3.3V Gain Block
AM1064-1	DC to 8 GHz Gain Block
AM1064-2	DC to 8 GHz Miniature Gain Block
AM1065	DC to 8 GHz Bypassable Gain Block
AM1073	DC to 8 GHz Bidirectional / Bypassable Gain Block

Evaluation PC Board

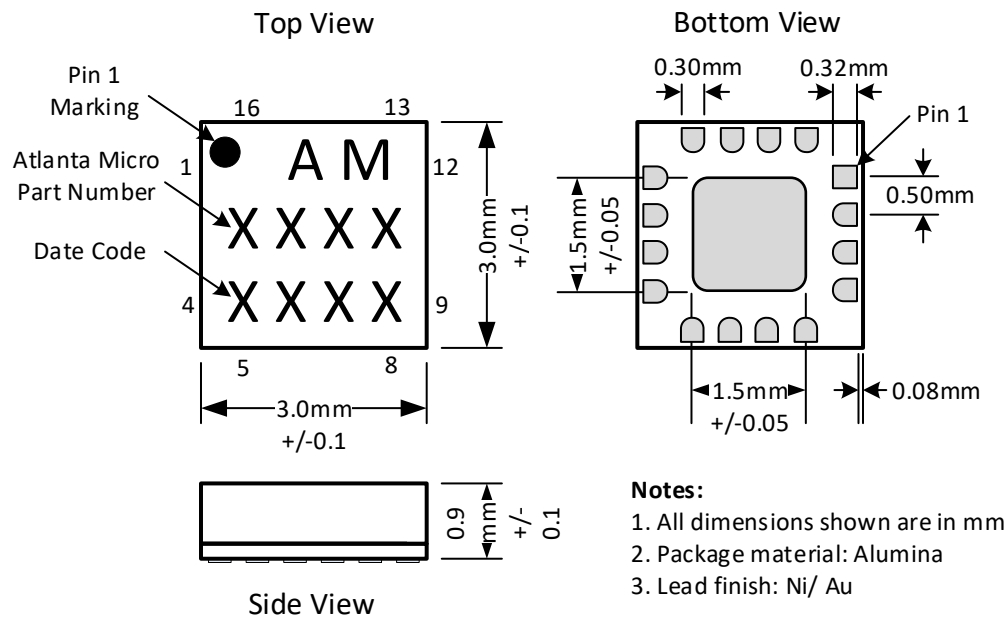


AM1063-1 – Amplifier

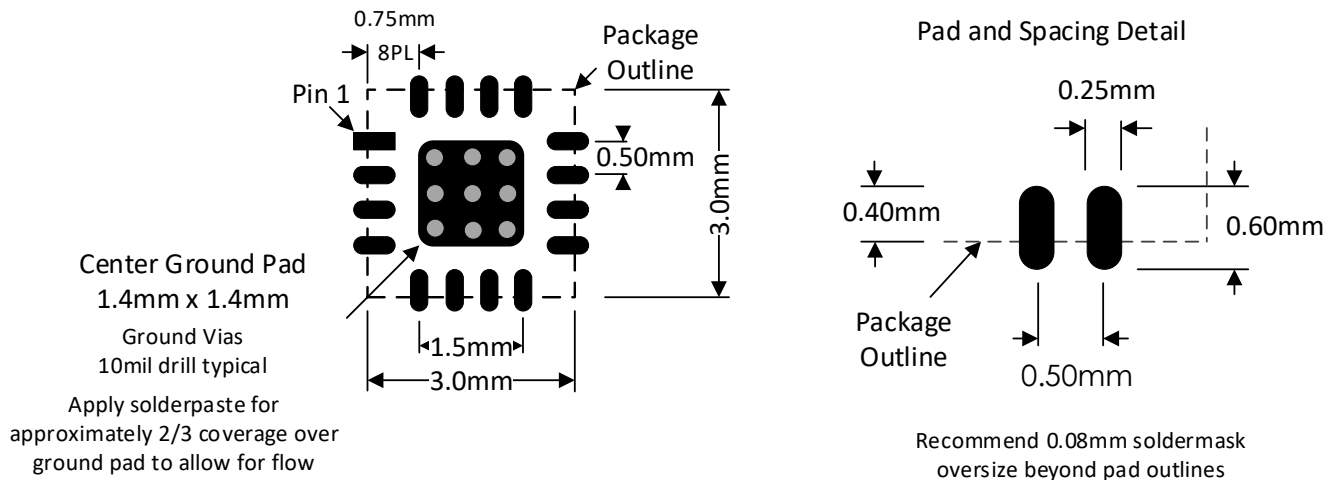
DC to 10 GHz Gain Block

3mm 16 Lead QFN Details

Package Drawing



Recommended Footprint



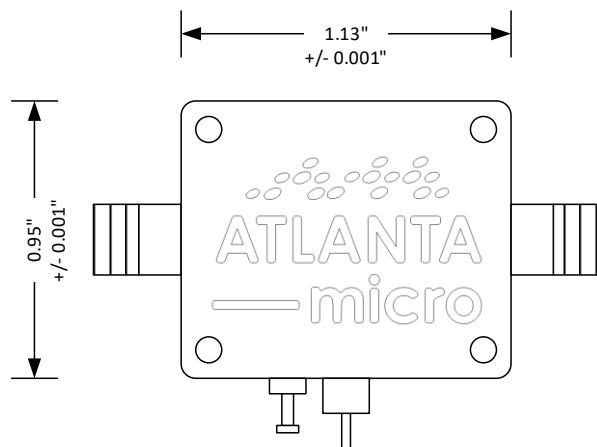
AM1063-1 – Amplifier

DC to 10 GHz Gain Block

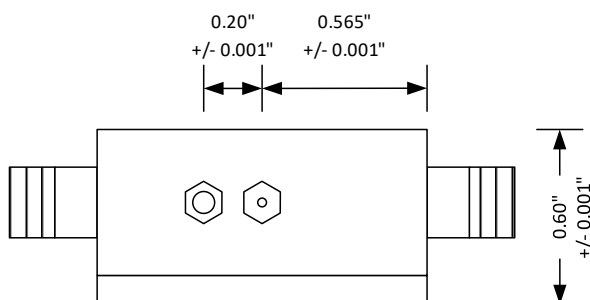
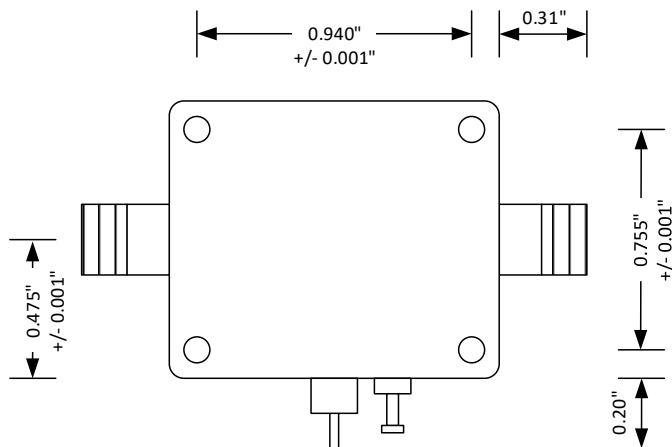
RF Shielded Module Details



Top View



Bottom View



Front View

Notes:

1. All dimensions shown are in inches
2. Module material: Aluminum
3. Mounting Holes: 4-40 threaded on top side
4. RF I/O Interface: SMA
5. Power via metal turrets

Component Compliance Information

RoHS: Atlanta Micro, Inc. hereby certifies that all products comply with the EC Directive 2011/65/EC on the Restriction of Hazardous Substances, commonly known as EU-RoHS 6 and 10. All products supplied by Atlanta Micro shall be compliant with the European Directive 2011/65/EC based on the following substance list.

Substance List	Allowable Maximum Concentration
Lead (Pb)	<1000 PPM (0.1% by weight)
Mercury (Hg)	<1000 PPM (0.1% by weight)
Cadmium (Cd)	<75 PPM (0.0075% by weight)
Hexavalent Chromium (CrVI)	<1000 PPM (0.1% by weight)
Polybrominated Biphenyls (PBB)	<1000 PPM (0.1% by weight)
Polybrominated Diphenyl ethers (PBDE)	<1000 PPM (0.1% by weight)
Decabromodiphenyl Deca BDE	<1000 PPM (0.1% by weight)
Bis (2-ethylhexyl) Phthalate (DEHP)	<1000 PPM (0.1% by weight)
Butyl Benzyl Phthalate (BBP)	<1000 PPM (0.1% by weight)
Dibutyl Phthalate (DBP)	<1000 PPM (0.1% by weight)
Diisobutyl Phthalate (DIBP)	<1000 PPM (0.1% by weight)

REACH: Atlanta Micro, Inc. neither uses nor intentionally adds any of the substances considered to be a Substance of Very High Concern (SVHC) as defined by the EU Regulation (EC) No. 1907-2006 on Registration, Evaluation, Authorization, and Restriction of Chemicals (REACH).

Conflict Materials: Atlanta Micro does not knowingly use materials that are sourced from the Democratic Republic of Congo (DRC) or any other known conflict regions. Atlanta Micro's supply chain is comprised of sources that are both environmentally and socially responsible. We periodically review this requirement with our vendors to ensure continued compliance.

Atlanta Micro takes its responsibility as a global partner seriously and will use due diligence within our supply chain to ensure all standards are met to the best of our knowledge.