CONTENTS

HYNETTECHNOLOGY®

PoE Switches



Hi-Net engineers high-performance, high-quality, and high-efficiency PoE switches products for Security, Wifi solution, IP-phone solution of the SMA and IOT project for the enterprise, campus, government project.

Hi-Net PoE switches products line include the 10G PoE Switches, Gigabit PoE switches, 10/100M PoE switches which are divided as L2+ managed, smart, dump and desktop type. With the high-efficiency and reliable power supplies and Broadcom chipset solution, Hi-Net PoE switches is your best choice for your project!

SERIES		L2 Managed PoE Switch Series						L2 Managed PoE Switch Series							
MODEL		S5028-24P-450	S3028-24P-450	S2928-24P-450	S2912-8P-150	S2930R-24P-450	S2926R-24P-450	S2918R-16P-270	S2914D-8P-150	S2910D-8P-150	S1910F-8P-135	S2330R-24P-450	S2320R-16P-270	S2314D-8P-150	S2230-24P-450
Specifications	Appearance														
Attributes	10/100 Mbps RJ45 Ports											24	16	8	24
	10/100/1000 Mbps RJ45 Ports	24	24	24	8	24	24	16	8	8	8				
	1 Gbps Combo Ports (RJ45/SFP)					2			2			2	2	2	2
	1 Gbps SFP Ports		4	4(Combo)	4	2	2	2	2	2	2	2	2	2	2
	10 Gbps SFP Ports	4													
	Console Port (RJ45)	1	1	1	1	1	1	1	1	1		1		1	
	Power, Link/Act, PoE LED	■	■	■	■	■	■	■	■	■	■	■	■	■	■
Performance	Switching Capacity	128 Gbps	56 Gbps	48 Gbps	24 Gbps	56 Gbps	52 Gbps	36 Gbps	24 Gbps	20 Gbps	20 Gbps	12.8 Gbps	11.2 Gbps	9.6 Gbps	12.8 Gbps
	Forwarding Capacity	95.2 Mpps	41.7 Mpps	35.7 Mpps	17.9 Mpps	41.7 Mpps	38.7 Mpps	26.8 Mpps	17.9 Mpps	14.9 Mpps	14.9 Mpps	9.52 Mpps	8.33 Mpps	7.14 Mpps	9.5 Mpps
	Store and Forward	■	■	■	■	■	■	■	■	■	■	■	■	■	■
	Packet Buffer Memory	12 Mbit	12 Mbit	4.1 Mbit	4.1 Mbit	4.1 Mbit	4.1 Mbit	4.1 Mbit	4.1 Mbit	4.1 Mbit	4.1 Mbit	4.1 Mbit	4.1 Mbit	4.1 Mbit	4 Mbit
	RAM for CPU	1 Gbit	1 Gbit	256 Mbit	256 Mbit	1G	1G	1G	1G	1G	1G	1G	1G	1G	1G
	Flash Memory	512 Mbit	512 Mbit	32 Mbit	32 Mbit	128 Mbit	128 Mbit	128 Mbit	128 Mbit	128 Mbit	128 Mbit	128 Mbit	128 Mbit	128 Mbit	128 Mbit
	MAC Address Table	16K	16K	8K	8K	8K	8K	8K	8K	8K	8K	8K	8K	8K	16K
	Max. Jumbo Frame size	9K	9K	16K	16K	16K	16K	16K	16K	16K	16K	10K	10K	10K	10K
	VLAN Quantity	4K	4K	4K	4K	4K	4K	4K	4K	4K	4K	4K	4K	4K	4K
	ACL Table	512	512	512	512	512	512	512	512	512	512	512	512	512	512
	L3 Interface	32	32	32	32	32	32	32	32	32	32	32	32	32	32
	Port Queues	8	8	8	8	8	8	8	8	8	8	8	8	8	8
	PoE Budget	430W	430W	430W	130W	430W	430W	250W	130W	130W	130W	430W	250W	130W	430W
Physical	Dimensions	440 x 200 x 44 mm	440 x 200 x 44 mm	440 x 200 x 44 mm	330 x 200 x 44 mm	440 x 200 x 44 mm	440 x 200 x 44 mm	440 x 200 x 44 mm	275 x 200 x 44 mm	275 x 200 x 44 mm	240 x 104 x 29 mm	440 x 200 x 44 mm	440 x 200 x 44 mm	275 x 200 x 44 mm	440 x 200 x 44 mm
	Operating Temperature	0 to 40°C	0 to 40°C	0 to 40°C	0 to 40°C	0 to 40°C	0 to 40°C	0 to 40°C	0 to 40°C	0 to 40°C	0 to 40°C	0 to 40°C	0 to 40°C	0 to 40°C	0 to 40°C
	Storage Temperature	-10 to 70°C	-10 to 70°C	-10 to 70°C	-10 to 70°C	-10 to 70°C	-10 to 70°C	-10 to 70°C	-10 to 70°C	-10 to 70°C	-10 to 70°C	-10 to 70°C	-10 to 70°C	-10 to 70°C	-10 to 70°C
	Operating Humidity	5 to 95% Noncondensing	5 to 95% Noncondensing	5 to 95% Noncondensing	5 to 95% Noncondensing	5 to 95% Noncondensing	5 to 95% Noncondensing	5 to 95% Noncondensing	5 to 95% Noncondensing	5 to 95% Noncondensing	5 to 95% Noncondensing	5 to 95% Noncondensing	5 to 95% Noncondensing	5 to 95% Noncondensing	5 to 95% Noncondensing
	Power Method	100-240VAC, 50/60Hz	100-240VAC, 50/60Hz	100-240VAC, 50/60Hz	100-240VAC, 50/60Hz	100-240VAC, 50/60Hz	100-240VAC, 50/60Hz	100-240VAC, 50/60Hz	100-240VAC, 50/60Hz	100-240VAC, 50/60Hz	DC Input Voltage: +44~+57VDC	100-240VAC, 50/60Hz	100-240VAC, 50/60Hz	100-240VAC, 50/60Hz	100-240VAC, 50/60Hz
	Max. Power Consumption	Including PoE Output: 450W Excluding PoE Output: 20W	Including PoE Output: 450W Excluding PoE Output: 20W	Including PoE Output: 450W Excluding PoE Output: 20W	Including PoE Output: 150W Excluding PoE Output: 10W	Including PoE Output: 450W Excluding PoE Output: 20W	Including PoE Output: 450W Excluding PoE Output: 20W	Including PoE Output: 270W Excluding PoE Output: 15W	Including PoE Output: 150W Excluding PoE Output: 10W	Including PoE Output: 150W Excluding PoE Output: 10W	Including PoE Output: 135W Excluding PoE Output: 5W	Including PoE Output: 450W Excluding PoE Output: 20W	Including PoE Output: 270W Excluding PoE Output: 15W	Including PoE Output: 150W Excluding PoE Output: 10W	Including PoE Output: 450W Excluding PoE Output: 20W
	EMC Safety	FCC, CE, RoHS	FCC, CE, RoHS	FCC, CE, RoHS	FCC, CE, RoHS	FCC, CE, RoHS	FCC, CE, RoHS	FCC, CE, RoHS	FCC, CE, RoHS	FCC, CE, RoHS	FCC, CE, RoHS	FCC, CE, RoHS	FCC, CE, RoHS	FCC, CE, RoHS	FCC, CE, RoHS
PoE	PoE Interfaces	Ports 1-24	Ports 1-24	Ports 1-24	Ports 1-8	Ports 1-24	Ports 1-24	Ports 1-16	Ports 1-8	Ports 1-8	Ports 1-8	Ports 1-24	Ports 1-16	Ports 1-8	Ports 1-24
	PoE Standard	IEEE802.3af, IEEE802.3at	IEEE802.3af, IEEE802.3at	IEEE802.3af, IEEE802.3at	IEEE802.3af, IEEE802.3at	IEEE802.3af, IEEE802.3at	IEEE802.3af, IEEE802.3at	IEEE802.3af, IEEE802.3at	IEEE802.3af, IEEE802.3at	IEEE802.3af, IEEE802.3at	IEEE802.3af, IEEE802.3at	IEEE802.3af, IEEE802.3at	IEEE802.3af, IEEE802.3at	IEEE802.3af, IEEE802.3at	IEEE802.3af, IEEE802.3at
	Max. PoE Wattage per Port	30W	30W	30W	30W	30W	30W	30W	30W	30W	30W	30W	30W	30W	30W
	PoE Voltage	52VDC	52VDC	52VDC	52VDC	52VDC	52VDC	52VDC	52VDC	52VDC	52VDC	52VDC	52VDC	52VDC	52VDC
	PoE Pin Assignment	V- (RJ45 Pin1,2), V+ (RJ45 Pin 3,6)	V- (RJ45 Pin1,2), V+ (RJ45 Pin 3,6)	V- (RJ45 Pin1,2), V+ (RJ45 Pin 3,6)	V- (RJ45 Pin1,2), V+ (RJ45 Pin 3,6)	V- (RJ45 Pin1,2), V+ (RJ45 Pin 3,6)	V- (RJ45 Pin1,2), V+ (RJ45 Pin 3,6)	V- (RJ45 Pin1,2), V+ (RJ45 Pin 3,6)	V- (RJ45 Pin1,2), V+ (RJ45 Pin 3,6)	V- (RJ45 Pin1,2), V+ (RJ45 Pin 3,6)	V- (RJ45 Pin1,2), V+ (RJ45 Pin 3,6)	V- (RJ45 Pin1,2), V+ (RJ45 Pin 3,6)	V- (RJ45 Pin1,2), V+ (RJ45 Pin 3,6)	V- (RJ45 Pin1,2), V+ (RJ45 Pin 3,6)	V- (RJ45 Pin1,2), V+ (RJ45 Pin 3,6)
	PoE Status View	■	■	■	■	■	■	■	■	■	■	■	■	■	■
	PoE Schedule					■	■	■	■	■	■	■	■	■	■
	PD Alive Auto Check					■	■	■	■	■	■	■	■	■	■
Port Configuration	Enable and Disable	■	■	■	■	■	■	■	■	■	■	■	■	■	■
	Auto-Negotiation	■	■	■	■	■	■	■	■	■	■	■	■	■	■
	Flow Control	■	■	■	■	■	■	■	■	■	■	■	■	■	■
	Storm Control	■	■	■	■	■	■	■	■	■	■	■	■	■	■
	Port Mirroring	■	■	■	■	■	■	■	■	■	■	■	■	■	■
	Rate Limit	■	■	■	■	■	■	■	■	■	■	■	■	■	■
	Link Aggregation	■	■	■	■	■	■	■	■	■	■	■	■	■	■
	Aggregation Strategy	■	■	■	■	■	■	■	■	■	■	■	■	■	
	Port Protection	■	■	■	■	■	■	■	■	■	■	■	■	■	■
VLAN Configuration	VLAN Based on 802.1Q	■	■	■	■	■	■	■	■	■	■	■	■	■	■
	MAC-Based VLAN	■	■	■	■	■	■	■	■	■	■	■	■	■	■
	IP-Based VLAN	■	■	■	■	■	■	■	■	■	■	■	■	■	■
	Protocol-Based VLAN	■	■	■	■	■	■	■	■	■	■	■	■	■	■
	Voice VLAN			■	■	■	■	■	■	■	■	■	■	■	■
	Guest VLAN	■	■	■	■	■	■	■	■	■	■	■	■	■	■
	Private VLAN	■	■	■	■	■	■	■	■	■	■	■	■	■	■
	VLAN Mapping			■	■	■	■	■	■	■	■	■	■	■	■
	Double VLAN Markup			■	■	■	■	■	■	■	■	■	■	■	■

To be continued

To be continued

	MODEL	S5028-24P-450	S3028-24P-450	S2928-24P-450	S2912-8P-150	S2930R-24P-450	S2926R-24P-450	S2918R-16P-270	S2914D-8P-150	S2910D-8P-150	S1910F-8P-96	S2330R-24P-450	S2320R-16P-270	S2314D-8P-150	S2230-24P-450
MAC Config	MAC Address Table Management	■	■	■	■	■	■	■	■	■	■	■	■	■	■
	Static MAC Address	■	■	■	■	■	■	■	■	■	■	■	■	■	
	MAC Address Binding	■	■	■	■	■	■	■	■	■	■	■	■	■	■
	MAC Address Filter	■	■	■	■	■	■	■	■	■	■	■	■	■	
	MAC Quantity Limitation	■	■	■	■	■	■	■	■	■	■	■	■	■	
Reliability Protocol	STP/RSTP/MSTP	■	■	■	■	■	■	■	■	■	■	■	■	■	■
	BPDU Guard & Filter	■	■	■	■	■	■	■	■	■	■	■	■	■	■
	Port Loop Detection	■	■	■	■	■	■	■	■	■	■	■	■	■	■
	EAPS Protocol	■	■	■	■	■	■	■	■	■	■	■	■	■	
	ERPS Protocol					■	■	■	■	■	■	■	■	■	
	LLDP Protocol	■	■	■	■	■	■	■	■	■	■	■	■	■	■
	UDLD Protocol	■	■	■	■	■	■	■	■	■	■	■	■	■	
Multicast	Static Multicast MAC Address	■	■	■	■	■	■	■	■	■	■	■	■	■	■
	IGMP SNOOPING	■	■	■	■	■	■	■	■	■	■	■	■	■	■
	MVR	■	■	■	■	■	■	■	■	■	■	■	■	■	■
	GMRP	■	■	■	■	■	■	■	■	■	■	■	■	■	■
ACL	Based on Standard IP	■	■	■	■	■	■	■	■	■	■	■	■	■	■
	Based on Extend IP	■	■	■	■	■	■	■	■	■	■	■	■	■	■
	Based on MAC IP	■	■	■	■	■	■	■	■	■	■	■	■	■	■
	Based on MAC ARP	■	■	■	■	■	■	■	■	■	■	■	■	■	■
	Based on time	■	■	■	■	■	■	■	■	■	■	■	■	■	
	Port Filtering	■	■	■	■	■	■	■	■	■	■	■	■	■	
QOS	Sorting Based on Port	■	■	■	■	■	■	■	■	■	■	■	■	■	■
	Sorting Based on 802.1p	■	■	■	■	■	■	■	■	■	■	■	■	■	■
	Sorting Based on DSCP(DiffServ)	■	■	■	■	■	■	■	■	■	■	■	■	■	■
	Sorting Based on ACL Data Flow			■	■	■	■	■	■	■	■	■	■	■	
Security	Start / end TELNET, WEB, SNMP	■	■	■	■	■	■	■	■	■	■	■	■	■	
	TELNET, WEB, SNMP binding with ACL	■	■	■	■	■	■	■	■	■	■	■	■	■	
	Control the number of user for TELNET	■	■	■	■	■	■	■	■	■	■	■	■	■	
	CPU Protect	■	■	■	■	■	■	■	■	■	■	■	■	■	
	IP-MAC Address Binding	■	■	■	■	■	■	■	■	■	■	■	■	■	■
	802.1x protocol	■	■	■	■	■	■	■	■	■	■	■	■	■	■
	RADIUS protocol	■	■	■	■	■	■	■	■	■	■	■	■	■	■
	802.1x guest VLAN	■	■	■	■	■	■	■	■	■	■	■	■	■	
	DHCP SNOOPING	■	■	■	■	■	■	■	■	■	■	■	■	■	
	Prevent ARP Spoofing					■	■	■	■	■	■	■	■	■	
IPv6	ICMPv6					■	■	■	■	■	■	■	■	■	
	IPv6 Neighbor Discovery					■	■	■	■	■	■	■	■	■	
	MLD Snooping					■	■	■	■	■	■	■	■	■	
	IPv6 Telnet	■	■	■	■	■	■	■	■	■	■	■	■	■	■
Management Feature	Host Routing	■	■	■	■	■	■	■	■	■	■	■	■	■	
	CLI Management (Console, Telnet)	■	■	■	■	■	■	■	■	■	■	■	■	■	■
	WEB Management	■	■	■	■	■	■	■	■	■	■	■	■	■	■
	SNMP Management	■	■	■	■	■	■	■	■	■	■	■	■	■	■
	Private MIB	■	■	■	■	■	■	■	■	■	■	■	■	■	■
	Multi-user management	■	■	■	■	■	■	■	■	■	■	■	■	■	
	Show CPU/RAM Utilization					■	■	■	■	■	■	■	■	■	
	TACACS+					■	■	■	■	■	■	■	■	■	
	Log Management	■	■	■	■	■	■	■	■	■	■	■	■	■	■
	RMON			■	■	■	■	■	■	■	■	■	■	■	
	Cluster Management					■	■	■	■	■	■	■	■	■	
	OAM 802.3ah / 802.1ag					■	■	■	■	■	■	■	■	■	
	DHCP Server					■	■	■	■	■	■	■	■	■	
	DHCP Client					■	■	■	■	■	■	■	■	■	■
	Configuration Download / Upload	■	■	■	■	■	■	■	■	■	■	■	■	■	■
	Upgrade Firmware	■	■	■	■	■	■	■	■	■	■	■	■	■	■
	SNTP	■	■	■	■	■	■	■	■	■	■	■	■	■	■
Tools	PING	■	■	■	■	■	■	■	■	■	■	■	■	■	
	TRACEROUTE	■	■	■	■	■	■	■	■	■	■	■	■	■	
	TELNET Client	■	■	■	■	■	■	■	■	■	■	■	■	■	

SERIES		Web-Smart PoE Switch Series					Unmanaged PoE Switch Series								
MODEL		S2226-24P-450	S2224-24P-450	S2218-16P-270	S2216-16P-270	S2210D-8P-150	S2628R-24P-450	S2626R-24P-450	S2618R-16P-270	S2610D-8P-150	S2026-24P-450	S2018-16P-270	S2010D-8P-150	S2609E-8P-150	S2009E-8P-150
Appearance Specifications															
Attributes	10/100 Mbps RJ45 Ports	24	24	16	16	8					24	16	8		9
	10/100/1000 Mbps RJ45 Ports						26	24	16	8				9	
	1 Gbps Combo Ports (RJ45/SFP)	2		2		2					2	2	2		
	1 Gbps SFP Ports						2	2	2	2					
	Power, Link/Act, PoE LED	■	■	■	■	■	■	■	■	■	■	■	■	■	■
Performance	Switching Capacity	8.8 Gbps	4.8 Gbps	7.2 Gbps	3.2 Gbps	5.6 Gbps	56 Gbps	52 Gbps	36 Gbps	20 Gbps	8.8 Gbps	7.2 Gbps	5.6 Gbps	18 Gbps	1.8 Gbps
	Forwarding Capacity	6.55 Mpps	3.57 Mpps	5.36 Mpps	2.38 Mpps	4.17 Mpps	41.7 Mpps	38.7 Mpps	26.8 Mpps	14.9 Mpps	6.55 Mpps	5.36 Mpps	4.17 Mpps	13.4 Mpps	1.34 Mpps
	Store and Forward	■	■	■	■	■	■	■	■	■	■	■	■	■	■
	Packet Buffer Memory	2.75 Mbit	2.75 Mbit	2.75 Mbit	2.75 Mbit	2.75 Mbit	2.75 Mbit	4.1 Mbit	4.1 Mbit	4.1 Mbit	2.75 Mbit	2.75 Mbit	2.75 Mbit	1.54 Mbit	2.75 Mbit
	MAC Address Table	4K	4K	4K	4K	4K	8K	8K	8K	8K	4K	4K	4K	4K	2K
	VLAN Quantity	4K	4K	4K	4K	4K	4K	4K	4K	4K	4K	4K	4K	4K	4K
	PoE Budget	430W	430W	230W	230W	130W	430W	430W	230W	130W	430W	270W	130W	130W	130W
Physical	Dimensions	440 x 200 x 44 mm	440 x 200 x 44 mm	440 x 200 x 44 mm	440 x 200 x 44 mm	275 x 200 x 44 mm	440 x 200 x 44 mm	440 x 200 x 44 mm	440 x 200 x 44 mm	275 x 200 x 44 mm	440 x 200 x 44 mm	440 x 200 x 44 mm	275 x 200 x 44 mm	330 x 200 x 44 mm	330 x 200 x 44 mm
	Operating Temperature	0 to 40°C	0 to 40°C	0 to 40°C	0 to 40°C	0 to 40°C	0 to 40°C	0 to 40°C	0 to 40°C	0 to 40°C	0 to 40°C	0 to 40°C	0 to 40°C	0 to 40°C	0 to 40°C
	Storage Temperature	-10 to 70°C	-10 to 70°C	-10 to 70°C	-10 to 70°C	-10 to 70°C	-10 to 70°C	-10 to 70°C	-10 to 70°C	-10 to 70°C	-10 to 70°C	-10 to 70°C	-10 to 70°C	-10 to 70°C	-10 to 70°C
	Operating Humidity	5 to 95% Noncondensing	5 to 95% Noncondensing	5 to 95% Noncondensing	5 to 95% Noncondensing	5 to 95% Noncondensing	5 to 95% Noncondensing	5 to 95% Noncondensing	5 to 95% Noncondensing	5 to 95% Noncondensing	5 to 95% Noncondensing	5 to 95% Noncondensing	5 to 95% Noncondensing	5 to 95% Noncondensing	5 to 95% Noncondensing
	Power Method	100-240VAC, 50/60Hz	100-240VAC, 50/60Hz	100-240VAC, 50/60Hz	100-240VAC, 50/60Hz	100-240VAC, 50/60Hz	100-240VAC, 50/60Hz	100-240VAC, 50/60Hz	100-240VAC, 50/60Hz	100-240VAC, 50/60Hz	100-240VAC, 50/60Hz	100-240VAC, 50/60Hz	100-240VAC, 50/60Hz	100-240VAC, 50/60Hz	100-240VAC, 50/60Hz
	Max. Power Consumption	Including PoE Output: 450W Excluding PoE Output: 20W	Including PoE Output: 450W Excluding PoE Output: 20W	Including PoE Output: 250W Excluding PoE Output: 15W	Including PoE Output: 250W Excluding PoE Output: 15W	Including PoE Output: 150W Excluding PoE Output: 10W	Including PoE Output: 450W Excluding PoE Output: 20W	Including PoE Output: 450W Excluding PoE Output: 20W	Including PoE Output: 250W Excluding PoE Output: 15W	Including PoE Output: 150W Excluding PoE Output: 10W	Including PoE Output: 450W Excluding PoE Output: 20W	Including PoE Output: 250W Excluding PoE Output: 15W	Including PoE Output: 150W Excluding PoE Output: 10W	Including PoE Output: 150W Excluding PoE Output:10W	Including PoE Output: 150W Excluding PoE Output: 10W
	EMC Safety	FCC, CE, RoHS	FCC, CE, RoHS	FCC, CE, RoHS	FCC, CE, RoHS	FCC, CE, RoHS	FCC, CE, RoHS	FCC, CE, RoHS	FCC, CE, RoHS	FCC, CE, RoHS	FCC, CE, RoHS	FCC, CE, RoHS	FCC, CE, RoHS	FCC, CE, RoHS	FCC, CE, RoHS
PoE	PoE Interfaces	Ports 1-24	Ports 1-24	Ports 1-16	Ports 1-16	Ports 1-8	Ports 1-24	Ports 1-24	Ports 1-16	Ports 1-8	Ports 1-24	Ports 1-16	Ports 1-8	Ports 1-8	Ports 1-8
	PoE Standard	IEEE802.3af, IEEE802.3at	IEEE802.3af, IEEE802.3at	IEEE802.3af, IEEE802.3at	IEEE802.3af, IEEE802.3at	IEEE802.3af, IEEE802.3at	IEEE802.3af, IEEE802.3at	IEEE802.3af, IEEE802.3at	IEEE802.3af, IEEE802.3at	IEEE802.3af, IEEE802.3at	IEEE802.3af, IEEE802.3at	IEEE802.3af, IEEE802.3at	IEEE802.3af, IEEE802.3at	IEEE802.3af, IEEE802.3at	IEEE802.3af, IEEE802.3at
	Max. PoE Wattage per Port	30W	30W	30W	30W	30W	30W	30W	30W	30W	30W	30W	30W	30W	30W
	PoE Voltage	52VDC	52VDC	52VDC	52VDC	52VDC	52VDC	52VDC	52VDC	52VDC	52VDC	52VDC	52VDC	52VDC	52VDC
	PoE Pin Assignment	V- (RJ45 Pin1,2), V+ (RJ45 Pin 3,6)	V- (RJ45 Pin1,2), V+ (RJ45 Pin 3,6)	V- (RJ45 Pin1,2), V+ (RJ45 Pin 3,6)	V- (RJ45 Pin1,2), V+ (RJ45 Pin 3,6)	V- (RJ45 Pin1,2), V+ (RJ45 Pin 3,6)	V- (RJ45 Pin1,2), V+ (RJ45 Pin 3,6)	V- (RJ45 Pin1,2), V+ (RJ45 Pin 3,6)	V- (RJ45 Pin1,2), V+ (RJ45 Pin 3,6)	V- (RJ45 Pin1,2), V+ (RJ45 Pin 3,6)	V- (RJ45 Pin1,2), V+ (RJ45 Pin 3,6)	V- (RJ45 Pin1,2), V+ (RJ45 Pin 3,6)	V- (RJ45 Pin1,2), V+ (RJ45 Pin 3,6)	V- (RJ45 Pin1,2), V+ (RJ45 Pin 3,6)	V- (RJ45 Pin1,2), V+ (RJ45 Pin 3,6)
	PoE Status View	■	■	■	■	■									
	PoE Schedule	■	■	■	■	■									
	PD Alive Auto Check	■	■	■	■	■									
Port Configuration	Enable and Disable	■	■	■	■	■									
	Auto-Negotiation	■	■	■	■	■									
	IEEE802.3x full-duplex	■	■	■	■	■									
	half-duplex backpressure	■	■	■	■	■									
	Broadcast Storm Control	■	■	■	■	■									
	Multicast Storm Control	■	■	■	■	■									
	DLF package rate limit	■	■	■	■	■									
	Port Mirroring	■	■	■	■	■									
	Rate Limit	■	■	■	■	■									
	Link Aggregation	■	■	■	■	■									
	MAC Binding	■	■	■	■	■									
VLAN	VLAN Based on 802.1Q	■	■	■	■	■									
	Port-Based VLAN	■	■	■	■	■									
	Multi to One VLAN	■	■	■	■	■									
STP	Spanning Tree	■	■	■	■	■									
	Port Loop Detection	■	■	■	■	■									
IGMP	IGMP SNOOPING	■	■	■	■	■									
QOS	Sorting Based on Port	■	■	■	■	■									
	Sorting Based on 802.1p	■	■	■	■	■									
	Sorting Based on DSCP(DiffServ)	■	■	■	■	■									
Management	WEB Management	■	■	■	■	■									
	SNMP Management	■	■	■	■	■									
	DHCP Client	■	■	■	■	■									
	Configuration Download / Upload	■	■	■	■	■									
	Upgrade Firmware	■	■	■	■	■									
	SNTP	■	■	■	■	■									

SERIES	Unmanaged PoE Switch Series					Unmanaged PoE Switch Series									
MODEL	S1610F-8P-96	S1609E-8P-96	S1608E-8P-96	S1606E-4P-65	S1605E-4P-65	S1010EF-8P-96	S1010E-8P-96	S1010A-8P-96	S1009G-8P-96	S1009F-8P-96	S1009E-8P-96	S1008E-8P-96	S1006E-4P-65	S1005F-4P-65	S1005E-4P-65
Appearance / Specifications															
Attributes															
10/100 Mbps RJ45 Ports						8	8	10	8	8	9	8	6	5	5
10/100/1000 Mbps RJ45 Ports	8	9	8	6	5	1	2		1						
1 100M SFP Ports										1				1	
1 Gbps SFP Ports	2					1									
Power, Link/Act, PoE LED	■	■	■	■	■	■	■	■	■	■	■	■	■	■	■
Performance															
Switching Capacity	20 Gbps	18 Gbps	16 Gbps	12 Gbps	10 Gbps	5.6 Gbps	5.6 Gbps	2 Gbps	3.6 Gbps	1.8 Gbps	1.8 Gbps	1.6 Gbps	1.2 Gbps	1 Gbps	1 Gbps
Forwarding Capacity	14.9 Mpps	13.4 Mpps	11.9 Mpps	8.93 Mpps	7.44 Mpps	4.17 Mpps	4.17 Mpps	1.49 Mpps	2.67 Mpps	1.34 Mpps	1.34 Mpps	1.19 Mbps	893k	744k	744k
Store and Forward	■	■	■	■	■	■	■	■	■	■	■	■	■	■	■
Packet Buffer Memory	2 Mbit	2.75 Mbit	2 Mbit	2 Mbit	2 Mbit	2 Mbit	4 Mbit	1.625 Mbit	2.75 Mbit	2.75 Mbit	2.75 Mbit	2.75 Mbit	448k	448k	448k
MAC Address Table	4K	4K	8K	8K	2K	4K	16K	4K	2K	2K	2K	1K	1K	1K	1K
PoE Budget	90W	90W	90W	90W	60W	90W	90W	90W	90W	90W	90W	90W	60W	60W	60W
Physical															
Dimensions	240 x 104 x 29 mm	240 x 104 x 29 mm	240 x 104 x 29 mm	153 x 87 x 29 mm	130 x 86 x 29 mm	240 x 104 x 29 mm	240 x 104 x 29 mm	240 x 104 x 29 mm	240 x 104 x 29 mm	240 x 104 x 29 mm	240 x 104 x 29 mm	240 x 104 x 29 mm	153 x 87 x 29 mm	130 x 86 x 29 mm	130 x 86 x 29 mm
Operating Temperature	0 to 40℃	0 to 40℃	0 to 40℃	0 to 40℃	0 to 40℃	0 to 40℃	0 to 40℃	0 to 40℃	0 to 40℃	0 to 40℃	0 to 40℃	0 to 40℃	0 to 40℃	0 to 40℃	0 to 40℃
Storage Temperature	-10 to 70℃	-10 to 70℃	-10 to 70℃	-10 to 70℃	-10 to 70℃	-10 to 70℃	-10 to 70℃	-10 to 70℃	-10 to 70℃	-10 to 70℃	-10 to 70℃	-10 to 70℃	-10 to 70℃	-10 to 70℃	-10 to 70℃
Operating Humidity	5 to 95% Noncondensing	5 to 95% Noncondensing	5 to 95% Noncondensing	5 to 95% Noncondensing	5 to 95% Noncondensing	5 to 95% Noncondensing	5 to 95% Noncondensing	5 to 95% Noncondensing	5 to 95% Noncondensing	5 to 95% Noncondensing	5 to 95% Noncondensing	5 to 95% Noncondensing	5 to 95% Noncondensing		
Power Method	100-240VAC, 50/60Hz	100-240VAC, 50/60Hz	100-240VAC, 50/60Hz	100-240VAC, 50/60Hz	100-240VAC, 50/60Hz	100-240VAC, 50/60Hz	100-240VAC, 50/60Hz	100-240VAC, 50/60Hz	100-240VAC, 50/60Hz	100-240VAC, 50/60Hz	100-240VAC, 50/60Hz	100-240VAC, 50/60Hz	100-240VAC, 50/60Hz		
DC Input Voltage	+44~+57VDC	+44~+57VDC	+44~+57VDC	+44~+57VDC	+44~+57VDC	+44~+57VDC	+44~+57VDC	+44~+57VDC	+44~+57VDC	+44~+57VDC	+44~+57VDC	+44~+57VDC	+44~+57VDC	+44~+57VDC	+44~+57VDC
Max. Power Consumption	Including PoE Output: 96W Excluding PoE Output: 5W	Including PoE Output: 96W Excluding PoE Output: 5W	Including PoE Output: 96W Excluding PoE Output: 5W	Including PoE Output: 96W Excluding PoE Output: 5W	Including PoE Output: 65W Excluding PoE Output: 5W	Including PoE Output: 96W Excluding PoE Output: 5W	Including PoE Output: 96W Excluding PoE Output: 5W	Including PoE Output: 96W Excluding PoE Output: 5W	Including PoE Output: 96W Excluding PoE Output: 5W	Including PoE Output: 96W Excluding PoE Output: 5W	Including PoE Output: 96W Excluding PoE Output: 5W	Including PoE Output: 96W Excluding PoE Output: 5W	Including PoE Output: 65W Excluding PoE Output: 5W		
EMC Safety	FCC, CE, RoHS	FCC, CE, RoHS	FCC, CE, RoHS	FCC, CE, RoHS	FCC, CE, RoHS	FCC, CE, RoHS	FCC, CE, RoHS	FCC, CE, RoHS	FCC, CE, RoHS	FCC, CE, RoHS	FCC, CE, RoHS	FCC, CE, RoHS	FCC, CE, RoHS	FCC, CE, RoHS	FCC, CE, RoHS
PoE															
PoE Interfaces	Ports 1-8	Ports 1-8	Ports 1-8	Ports 1-4	Ports 1-4	Ports 1-8	Ports 1-8	Ports 1-8	Ports 1-8	Ports 1-8	Ports 1-8	Ports 1-8	Ports 1-4	Ports 1-4	Ports 1-4
PoE Standard	IEEE802.3af, IEEE802.3at	IEEE802.3af, IEEE802.3at	IEEE802.3af, IEEE802.3at	IEEE802.3af, IEEE802.3at	IEEE802.3af, IEEE802.3at	IEEE802.3af, IEEE802.3at	IEEE802.3af, IEEE802.3at	IEEE802.3af, IEEE802.3at	IEEE802.3af, IEEE802.3at	IEEE802.3af, IEEE802.3at	IEEE802.3af, IEEE802.3at	IEEE802.3af, IEEE802.3at	IEEE802.3af, IEEE802.3at		
Max. PoE Wattage per Port	30W	30W	30W	30W	30W	30W	30W	30W	30W	30W	30W	30W	30W	30W	30W
PoE Voltage	52VDC	52VDC	52VDC	52VDC	52VDC	52VDC	52VDC	52VDC	52VDC	52VDC	52VDC	52VDC	52VDC	52VDC	52VDC
PoE Pin Assignment	V- (RJ45 Pin1,2), V+ (RJ45 Pin 3,6)	V+ (RJ45 Pin1,2), V- (RJ45 Pin 3,6)	V+ (RJ45 Pin1,2), V- (RJ45 Pin 3,6)	V- (RJ45 Pin1,2), V+ (RJ45 Pin 3,6)	V+ (RJ45 Pin1,2), V- (RJ45 Pin 3,6)	V- (RJ45 Pin1,2), V+ (RJ45 Pin 3,6)	V+ (RJ45 Pin1,2), V- (RJ45 Pin 3,6)	V+ (RJ45 Pin1,2), V- (RJ45 Pin 3,6)	V- (RJ45 Pin1,2), V+ (RJ45 Pin 3,6)	V+ (RJ45 Pin1,2), V- (RJ45 Pin 3,6)	V+ (RJ45 Pin1,2), V- (RJ45 Pin 3,6)	V+ (RJ45 Pin1,2), V- (RJ45 Pin 3,6)	V- (RJ45 Pin1,2), V+ (RJ45 Pin 3,6)	V- (RJ45 Pin1,2), V+ (RJ45 Pin 3,6)	V- (RJ45 Pin1,2), V+ (RJ45 Pin 3,6)

SERIES	Passive PoE Series												
MODEL	S2626-24P-V	S2618-16P-V	S2610-8P-V	S2026-24P-V	S2018-16P-V	S2010-8P-V	S1608E-8P-V	S1606E-4P-V	S1605E-4P-V	S1009G-8P-V	S1009E-8P-V	S1006E-4P-V	S1005E-4P-V
Appearance / Specifications													
Attributes													
10/100 Mbps RJ45 Ports				24	16	8				8	9	6	5
10/100/1000 Mbps RJ45 Ports	24	16	8				8	6	5	1			
1 Gbps Combo Ports				2	2	2							
100Mbps SFP Ports													
1 Gbps SFP Ports	2	2	2										
Power, Link/Act, LED	■	■	■	■	■	■	■	■	■	■	■	■	■
Performance													
Switching Capacity	52 Gbps	36 Gbps	20 Gbps	8.8 Gbps	7.2 Gbps	5.6 Gbps	16 Gbps	12 Gbps	10 Gbps	3.6Gbps	1.8 Gbps	1.2 Gbps	1 Gbps
Forwarding Capacity	38.7 Mpps	26.8 Mpps	14.9 Mpps	6.55 Mpps	5.36 Mpps	4.17 Mpps	11.9 Mpps	8.93 Mpps	7.44 Mpps	2.67 Mpps	1.34 Mpps	893k	744k
Packet Buffer Memory	4.1 Mbit	4.1 Mbit	4.1 Mbit	2.75 Mbit	2.75 Mbit	2.75 Mbit	2.75 Mbit	2 Mbit	2.75 Mbit	2.75 Mbit	2.75 Mbit	448k	448k
MAC Address Table	8K	8K	8K	4K	4K	4K	2K	8K	2K	2K	2K	1K	1K
PoE Budget	430W	230W	130W	430W	230W	130W	90W	60W	60W	90W	90W	60W	60W
Physical													
Dimensions	440 x 200 x 44 mm	440 x 200 x 44 mm	275 x 200 x 44 mm	440 x 200 x 44 mm	440 x 200 x 44 mm	275 x 200 x 44 mm	240 x 104 x 29 mm	153 x 87 x 29 mm	130 x 86 x 29 mm	240 x 104 x 29 mm	240 x 104 x 29 mm	153 x 87 x 29 mm	130 x 86 x 29 mm
Operating Temperature	0 to 40℃	0 to 40℃	0 to 40℃	0 to 40℃	0 to 40℃	0 to 40℃	0 to 40℃	0 to 40℃	0 to 40℃	0 to 40℃	0 to 40℃	0 to 40℃	0 to 40℃
Operating Humidity	5 to 95% Noncondensing	5 to 95% Noncondensing	5 to 95% Noncondensing	5 to 95% Noncondensing	5 to 95% Noncondensing	5 to 95% Noncondensing	5 to 95% Noncondensing	5 to 95% Noncondensing	5 to 95% Noncondensing	5 to 95% Noncondensing	5 to 95% Noncondensing	5 to 95% Noncondensing	5 to 95% Noncondensing
Power Method	100-240VAC, 50/60Hz	100-240VAC, 50/60Hz	100-240VAC, 50/60Hz	100-240VAC, 50/60Hz	100-240VAC, 50/60Hz	100-240VAC, 50/60Hz	DC Input Voltage: +44~+57VDC	DC Input Voltage: +44~+57VDC	DC Input Voltage: +44~+57VDC	DC Input Voltage: +44~+57VDC	DC Input Voltage: +44~+57VDC	DC Input Voltage: +44~+57VDC	DC Input Voltage: +44~+57VDC
Max. Power Consumption	Including PoE Output: 450W Excluding PoE Output: 20W	Including PoE Output: 250W Excluding PoE Output: 15W	Including PoE Output: 150W Excluding PoE Output: 10W	Including PoE Output: 450W Excluding PoE Output: 20W	Including PoE Output: 250W Excluding PoE Output: 15W	Including PoE Output: 150W Excluding PoE Output: 10W	Including PoE Output: 96W Excluding PoE Output: 5W	Including PoE Output: 65W Excluding PoE Output: 5W	Including PoE Output: 65W Excluding PoE Output: 5W	Including PoE Output: 96W Excluding PoE Output: 5W	Including PoE Output: 96W Excluding PoE Output: 5W	Including PoE Output: 65W Excluding PoE Output: 5W	Including PoE Output: 65W Excluding PoE Output: 5W
PoE													
PoE Interfaces	Ports 1-24	Ports 1-16	Ports 1-8	Ports 1-24	Ports 1-16	Ports 1-8	Ports 1-8	Ports 1-4	Ports 1-4	Ports 1-8	Ports 1-8	Ports 1-4	Ports 1-4
PoE Standard	Passive	Passive	Passive	Passive	Passive	Passive	Passive	Passive	Passive	Passive	Passive	Passive	Passive
Short circuit protection	■	■	■	■	■	■	■	■	■	■	■	■	■
PoE Voltage	12 / 24 / 48VDC	12 / 24 / 48VDC	12 / 24 / 48VDC	12 / 24 / 48VDC	12 / 24 / 48VDC	12 / 24 / 48VDC	12 / 24 / 48VDC	12 / 24 / 48VDC	12 / 24 / 48VDC	12 / 24 / 48VDC	12 / 24 / 48VDC	12 / 24 / 48VDC	12 / 24 / 48VDC
PoE Pin Assignment	V+ (RJ45 Pin 4,5) V- (RJ45 Pin 7,8)	V+ (RJ45 Pin 4,5) V- (RJ45 Pin 7,8)	V+ (RJ45 Pin 4,5) V- (RJ45 Pin 7,8)	V+ (RJ45 Pin 4,5) V- (RJ45 Pin 7,8)	V+ (RJ45 Pin 4,5) V- (RJ45 Pin 7,8)	V+ (RJ45 Pin 4,5) V- (RJ45 Pin 7,8)	V+ (RJ45 Pin 1,2) V- (RJ45 Pin 3,6)	V+ (RJ45 Pin 1,2) V- (RJ45 Pin 3,6)	V+ (RJ45 Pin 1,2) V- (RJ45 Pin 3,6)	V+ (RJ45 Pin 1,2) V- (RJ45 Pin 3,6)	V+ (RJ45 Pin 1,2) V- (RJ45 Pin 3,6)	V+ (RJ45 Pin 1,2) V- (RJ45 Pin 3,6)	V+ (RJ45 Pin 1,2) V- (RJ45 Pin 3,6)

SERIES		Ultra PoE Switch Series						Ultra PoE Switch Series							
MODEL		S5028-4U2P-450	S3028-4U2P-450	S2930R-4U2P-450	S2918R-4U12P-250	S2910D-4U4P-270	S2330R-4U2P-450	S2628R-4U2P-450	S2618R-4U12P-330	S2610D-4U4P-270	S2026-4U2P-450	S2018-4U12P-330	S2010D-4U4P-270	1610F-2U6P-135	S1609E-2U6P-135
Specifications / Appearance															
Attributes	**10/100 Mbps RJ45 Ports**						24				24	16	8		
	10/100/1000 Mbps RJ45 Ports	24	24	24	16	8		26	16	8				8	9
	1 Gbps Combo Ports			2			2				2	2	2		
	1 Gbps SFP Ports		4	2	2	2	2	2	2	2				2	
	10 Gbps SFP Ports	4													
	Console Port (RJ45)	1	1	1	1	1	1								
	Power, Link/Act, PoE LED	■	■	■	■	■	■	■	■	■	■	■	■	■	■
Performance	**Switching Capacity**	128 Gbps	56 Gbps	56 Gbps	36 Gbps	20 Gbps	12.8 Gbps	56 Gbps	36 Gbps	20 Gbps	8.8 Gbps	7.2 Gbps	5.6 Gbps	20 Gbps	18 Gbps
	Forwarding Capacity	95.2 Mpps	41.7 Mpps	41.7 Mpps	26.9 Mpps	14.9 Mpps	9.52 Mpps	41.7 Mpps	26.8 Mpps	14.9 Mpps	6.55 Mpps	5.36 Mpps	4.17 Mpps	14.9 Mpps	13.4 Mpps
	Packet Buffer Memory	12 Mbit	12 Mbit	4.1 Mbit	4.1 Mbit	4.1 Mbit	4.1 Mbit	4.1 Mbit	4.1 Mbit	4.1 Mbit	2.75 Mbit	2.75 Mbit	2.75 Mbit	2 Mbit	1.54 Mbit
	MAC Address Table	16K	16K	8K	8K	8K	8K	8K	8K	8K	8K	8K	8K	4K	8K
	PoE Budget	430W	430W	430W	250W	250W	430W	430W	315W	250W	430W	315W	250W	130W	130W
Physical	**Dimensions**	440 x 200 x 44 mm	440 x 200 x 44 mm	440 x 200 x 44 mm	440 x 200 x 44 mm	275 x 200 x 44 mm	440 x 200 x 44 mm	440 x 200 x 44 mm	440 x 200 x 44 mm	275 x 200 x 44 mm	440 x 200 x 44 mm	440 x 200 x 44 mm	440 x 200 x 44 mm	240 x 104 x 29 mm	240 x 104 x 29 mm
	Operating Temperature	0 to 40℃	0 to 40℃	0 to 40℃	0 to 40℃	0 to 40℃	0 to 40℃	0 to 40℃	0 to 40℃	0 to 40℃	0 to 40℃	0 to 40℃	0 to 40℃	0 to 40℃	0 to 40℃
	Operating Humidity	5 to 95% Noncondensing	5 to 95% Noncondensing	5 to 95% Noncondensing	5 to 95% Noncondensing	5 to 95% Noncondensing	5 to 95% Noncondensing	5 to 95% Noncondensing	5 to 95% Noncondensing	5 to 95% Noncondensing	5 to 95% Noncondensing	5 to 95% Noncondensing	5 to 95% Noncondensing	5 to 95% Noncondensing	5 to 95% Noncondensing
	Power Method	100-240VAC, 50/60Hz	100-240VAC, 50/60Hz	100-240VAC, 50/60Hz	100-240VAC, 50/60Hz	100-240VAC, 50/60Hz	100-240VAC, 50/60Hz	100-240VAC, 50/60Hz	100-240VAC, 50/60Hz	100-240VAC, 50/60Hz	100-240VAC, 50/60Hz	100-240VAC, 50/60Hz	100-240VAC, 50/60Hz	100-240VAC, 50/60Hz DC Input Voltage: +44~+57VDC	100-240VAC, 50/60Hz DC Input Voltage: +44~+57VDC
	Max. Power Consumption	Including PoE Output: 450W Excluding PoE Output: 20W	Including PoE Output: 450W Excluding PoE Output: 20W	Including PoE Output: 450W Excluding PoE Output: 20W	Including PoE Output: 270W Excluding PoE Output: 15W	Including PoE Output: 270W Excluding PoE Output: 10W	Including PoE Output: 450W Excluding PoE Output: 20W	Including PoE Output: 450W Excluding PoE Output: 20W	Including PoE Output: 330W Excluding PoE Output: 15W	Including PoE Output: 270W Excluding PoE Output: 10W	Including PoE Output: 450W Excluding PoE Output: 20W	Including PoE Output: 330W Excluding PoE Output: 15W	Including PoE Output: 270W Excluding PoE Output: 10W	Including PoE Output: 135W Excluding PoE Output: 5W	Including PoE Output: 135W Excluding PoE Output: 5W
PoE	**60W PoE Interfaces**	Ports 1-4	Ports 1-4	Ports 1-4	Ports 1-4	Ports 1-4	Ports 1-4	Ports 1-4	Ports 1-4	Ports 1-4	Ports 1-4	Ports 1-4	Ports 1-4	Ports 1-2	Ports 1-2
	15W / 30W PoE Interfaces	Ports 5-24	Ports 5-24	Ports 5-24	Ports 5-16	Ports 5-24	Ports 5-24	Ports 5-24	Ports 5-16	Ports 5-8	Ports 5-24	Ports 5-24	Ports 5-8	Ports 3-8	Ports 3-8
	PoE Standard	802.3af, 802.3at, 802.3bt	802.3af, 802.3at, 802.3bt	802.3af, 802.3at, 802.3bt	802.3af, 802.3at, 802.3bt	802.3af, 802.3at, 802.3bt	802.3af, 802.3at, 802.3bt	802.3af, 802.3at, 802.3bt	802.3af, 802.3at, 802.3bt	802.3af, 802.3at, 802.3bt	802.3af, 802.3at, 802.3bt	802.3af, 802.3at, 802.3bt	802.3af, 802.3at, 802.3bt	802.3af, 802.3at, 802.3bt	802.3af, 802.3at, 802.3bt
	PoE Voltage	52VDC	52VDC	52VDC	52VDC	52VDC	52VDC	52VDC	52VDC	52VDC	52VDC	52VDC	52VDC	52VDC	52VDC
	PoE Pin Assignment	V+ (RJ45 Pin 3,6,4,5) V- (RJ45 Pin1,2,7,8)	V+ (RJ45 Pin 3,6,4,5) V- (RJ45 Pin1,2,7,8)	V+ (RJ45 Pin 3,6,4,5) V- (RJ45 Pin1,2,7,8)	V+ (RJ45 Pin 3,6,4,5) V- (RJ45 Pin1,2,7,8)	V+ (RJ45 Pin 3,6,4,5) V- (RJ45 Pin1,2,7,8)	V+ (RJ45 Pin 3,6,4,5) V- (RJ45 Pin1,2,7,8)	V+ (RJ45 Pin 3,6,4,5) V- (RJ45 Pin1,2,7,8)	V+ (RJ45 Pin 3,6,4,5) V- (RJ45 Pin1,2,7,8)	V+ (RJ45 Pin 3,6,4,5) V- (RJ45 Pin1,2,7,8)	V+ (RJ45 Pin 3,6,4,5) V- (RJ45 Pin1,2,7,8)	V+ (RJ45 Pin 3,6,4,5) V- (RJ45 Pin1,2,7,8)	V+ (RJ45 Pin 3,6,4,5) V- (RJ45 Pin1,2,7,8)	V+ (RJ45 Pin 3,6,4,5) V- (RJ45 Pin1,2,7,8)	V+ (RJ45 Pin 3,6,4,5) V- (RJ45 Pin1,2,7,8)
	Management	Layer 2 Web/CLI	Layer 2 Web/CLI	Layer 2 Web/CLI	Layer 2 Web/CLI	Layer 2 Web/CLI	Layer 2 Web								

SERIES		Ultra PoE Switch Series			
MODEL		S1606E-1U3P-96	S1009G-2U6P-96	S1009E-1U8P-96	S1006E-1U3P-96
Specifications / Appearance					
Attributes	**10/100 Mbps RJ45 Ports**		8	9	6
	10/100/1000 Mbps RJ45 Ports	6	1		
	1 Gbps Combo Ports				
	1 Gbps SFP Ports				
	10 Gbps SFP Ports				
	Console Port (RJ45)				
	Power, Link/Act, PoE LED	■	■	■	■
Performance	**Switching Capacity**	12 Gbps	3.6 Gbps	1.8 Gbps	1.2 Gbps
	Forwarding Capacity	8.93 Mpps	2.67 Mpps	1.34 Mpps	893 k
	Packet Buffer Memory	2 Mbit	2.75 Mbit	2.75 Mbit	448K
	MAC Address Table	4K	2K	2K	8K
	PoE Budget	90W	90W	90W	90W
Physical	**Dimensions**	153 x 87 x 29 mm	240 x 104 x 29 mm	240 x 104 x 29 mm	153 x 87 x 29 mm
	Operating Temperature	0 to 40℃	0 to 40℃	0 to 40℃	0 to 40℃
	Operating Humidity	5 to 95% Noncondensing	5 to 95% Noncondensing	5 to 95% Noncondensing	5 to 95% Noncondensing
	Power Method	100-240VAC, 50/60Hz DC Input Voltage: +44~+57VDC	100-240VAC, 50/60Hz DC Input Voltage: +44~+57VDC	100-240VAC, 50/60Hz DC Input Voltage: +44~+57VDC	100-240VAC, 50/60Hz DC Input Voltage: +44~+57VDC
	Max. Power Consumption	Including PoE Output: 96W Excluding PoE Output: 5W	Including PoE Output: 96W Excluding PoE Output: 5W	Including PoE Output: 96W Excluding PoE Output: 5W	Including PoE Output: 96W Excluding PoE Output: 5W
PoE	**60W PoE Interfaces**	Ports 1	Ports 1-2	Ports 1	Ports 1
	15W / 30W PoE Interfaces	Ports 2-4	Ports 3-8	Ports 2-8	Ports 2-4
	PoE Standard	802.3af, 802.3at, 802.3bt	802.3af, 802.3at, 802.3bt	802.3af, 802.3at, 802.3bt	802.3af, 802.3at, 802.3bt
	PoE Voltage	52VDC	52VDC	52VDC	52VDC
	PoE Pin Assignment	V+ (RJ45 Pin 3,6,4,5) V- (RJ45 Pin1,2,7,8)	V+ (RJ45 Pin 3,6,4,5) V- (RJ45 Pin1,2,7,8)	V+ (RJ45 Pin 3,6,4,5) V- (RJ45 Pin1,2,7,8)	V+ (RJ45 Pin 3,6,4,5) V- (RJ45 Pin1,2,7,8)

SERIES		CCTV PoE Series							
MODEL		S2526-24P-450	S2518-16P-270	S2510-8P-150	S1510E-8P-96	S1509G-8P-96	S1509-8P-96	S1506-4P-96	S1505-4P-65
Specifications / Appearance									
Attributes	**10/100 Mbps RJ45 Ports**	24	16	8	8	8	9	6	5
	10/100/1000 Mbps RJ45 Ports				2	1			
	1 Gbps Combo Ports (RJ45/SFP)	2	2	2					
	Power, Link/Act, PoE LED	■	■	■	■	■	■	■	■
Performance	**Switching Capacity**	8.8 Gbps	7.2 Gbps	5.6 Gbps	5.6 Gbps	3.6 Gbps	1.8 Gbps	1.2 Gbps	1 Gbps
	Forwarding Capacity	6.55 Mpps	5.36 Mpps	4.17 Mpps	4.17 Mpps	2.67 Mpps	1.34Mpps	893K	744K
	Store and Forward	■	■	■	■	■	■	■	■
	Packet Buffer Memory	2.75 Mbit	2.75 Mbit	2.75 Mbit	2.75 Mbit	2.75 Mbit	2.75 Mbit	448K	448K
	MAC Address Table	4K	4K	4K	16K	2K	2K	1K	1K
	PoE Budget	430W	250W	130W	90W	90W	90W	90W	60W
	CCTV Pattern	■	■	■	■	■	■	■	■
Physical	**Dimensions**	440 x 200 x 44 mm	440 x 200 x 44 mm	275 x 200 x 44 mm	240 x 104 x 29 mm	240 x 104 x 29 mm	240 x 104 x 29 mm	153 x 87 x 29 mm	153 x 87 x 29 mm
	Operating Temperature	0 to 40℃	0 to 40℃	0 to 40℃	0 to 40℃	0 to 40℃	0 to 40℃	0 to 40℃	0 to 40℃
	Storage Temperature	-10 to 70℃	-10 to 70℃	-10 to 70℃	-10 to 70℃	-10 to 70℃	-10 to 70℃	-10 to 70℃	-10 to 70℃
	Operating Humidity	5 to 95% Noncondensing	5 to 95% Noncondensing	5 to 95% Noncondensing	5 to 95% Noncondensing	5 to 95% Noncondensing	5 to 95% Noncondensing	5 to 95% Noncondensing	5 to 95% Noncondensing
	Power Method	100-240VAC, 50/60Hz	100-240VAC, 50/60Hz	100-240VAC, 50/60Hz	100-240VAC, 50/60Hz DC Input Voltage: +44~+57VDC	100-240VAC, 50/60Hz DC Input Voltage: +44~+57VDC	100-240VAC, 50/60Hz DC Input Voltage: +44~+57VDC	100-240VAC, 50/60Hz DC Input Voltage: +44~+57VDC	100-240VAC, 50/60Hz DC Input Voltage: +44~+57VDC
	Max. Power Consumption	Including PoE Output: 450W Excluding PoE Output: 20W	Including PoE Output: 270W Excluding PoE Output: 15W	Including PoE Output: 150W Excluding PoE Output: 10W	Including PoE Output: 96W Excluding PoE Output: 5W	Including PoE Output: 96W Excluding PoE Output: 5W	Including PoE Output: 96W Excluding PoE Output: 5W	Including PoE Output: 96W Excluding PoE Output: 5W	Including PoE Output: 65W Excluding PoE Output: 5W
	EMC Safety	FCC, CE, RoHS	FCC, CE, RoHS	FCC, CE, RoHS	FCC, CE, RoHS	FCC, CE, RoHS	FCC, CE, RoHS	FCC, CE, RoHS	FCC, CE, RoHS
PoE	**PoE Interfaces**	Ports 1-24	Ports 1-16	Ports 1-8	Ports 1-8	Ports 1-8	Ports 1-8	Ports 1-4	Ports 1-4
	PoE Standard	IEEE802.3af, IEEE802.3at	IEEE802.3af, IEEE802.3at	IEEE802.3af, IEEE802.3at	IEEE802.3af, IEEE802.3at	IEEE802.3af, IEEE802.3at	IEEE802.3af, IEEE802.3at	IEEE802.3af, IEEE802.3at	IEEE802.3af, IEEE802.3at
	Max. PoE Wattage per Port	30W	30W	30W	30W	30W	30W	30W	30W
	PoE Voltage	52VDC	52VDC	52VDC	52VDC	52VDC	52VDC	52VDC	52VDC
	PoE Pin Assignment	V- (RJ45 Pin1,2), V+ (RJ45 Pin 3,6)	V- (RJ45 Pin1,2), V+ (RJ45 Pin 3,6)	V- (RJ45 Pin1,2), V+ (RJ45 Pin 3,6)	V- (RJ45 Pin1,2), V+ (RJ45 Pin 3,6)	V- (RJ45 Pin1,2), V+ (RJ45 Pin 3,6)	V- (RJ45 Pin1,2), V+ (RJ45 Pin 3,6)	V- (RJ45 Pin1,2), V+ (RJ45 Pin 3,6)	V- (RJ45 Pin1,2), V+ (RJ45 Pin 3,6)

HYNETECH TECHNOLOGY

PoE Accessories

To meet the rising market for the PoE products market, Hi-Net have pushed some unique PoE units to meet our customers' request. Hi-Net PoE extender can make up the Ethernet distance from 100M to 500M, Hi-Net PoE injector can make up the normal switch with PoE function, PoE splitter can make up the End devices with PoE function, etc.
As the PoE products professional company, Hi-Net can design the unique products as our customers want, and will be your reliable partner in the long distance PoE solution partner.

SERIES	PoE Injector Series											
MODEL	Managed PoE Injector				Multi-Channel PoE Injector				PoE Injector			
Appearance / Specifications												
Model	PE924M	PE916M	PE912M	PE908M	PE924	PE916	PE912	PE908	PE90	PE60	PE30	PE15
No. of Ports	24	16	12	8	24	16	12	8	1	1	1	1
10M/100M/1000M/2.5G/5G/10G	■	■	■	■	■	■	■	■	■	■	■	■
PoE Pin Assignment	V- (RJ45 Pin1,2), V+ (RJ45 Pin 3,6)				V- (RJ45 Pin1,2), V+ (RJ45 Pin 3,6)				V- (RJ45 Pin1,2), V+ (RJ45 Pin 3,6)			
Output Power Voltage	52VDC	52VDC	52VDC	52VDC	52VDC	52VDC	52VDC	52VDC	52VDC	52VDC	52VDC	52VDC
User Port Power	30W	30W	30W	30W	30W	30W	30W	30W	90W	60W	30W	15W
AC Input Voltage	100-240VAC, 50/60Hz				100-240VAC, 50/60Hz				100-240VAC, 50/60Hz			
Dimensions (W x L x H mm)	440x350x44	440x300x44	440x300x44	275x300x44	440x350x44	440x300x44	440x300x44	275x300x44	140.5x61x40	140.5x61x40	140.5x61x40	140.5x61x40
Total Available Power	450W	270W	270W	150W	450W	270W	270W	150W	90W	60W	30W	15W
Indicators	Power, PoE	Power, PoE	Power, PoE	Power, PoE	Power, PoE	Power, PoE	Power, PoE	Power, PoE	Power, PoE	Power, PoE	Power, PoE	Power, PoE
Operating Temperature	0 to 40℃	0 to 40℃	0 to 40℃	0 to 40℃	0 to 40℃	0 to 40℃	0 to 40℃	0 to 40℃	0 to 40℃	0 to 40℃	0 to 40℃	0 to 40℃
Storage Temperature	-10 to 70℃	-10 to 70℃	-10 to 70℃	-10 to 70℃	-10 to 70℃	-10 to 70℃	-10 to 70℃	-10 to 70℃	-10 to 70℃	-10 to 70℃	-10 to 70℃	-10 to 70℃
Operating Humidity	Maximum 90%, Non-condensing				Maximum 90%, Non-condensing				Maximum 90%, Non-condensing			
Regulatory Compliance	IEEE 802.3af (PoE), IEEE 802.3at (PoE+)				IEEE 802.3af (PoE), IEEE 802.3at (PoE+)				IEEE 802.3af (PoE), IEEE 802.3at (PoE+)			
Authentication	FCC, CE, C-Tick				FCC, CE, C-Tick				FCC, CE, RoHS, UL/cUL, ICES, GS, SAA, CCC, KC, PSE, NOM, S-mark, BSMI, EAC, BIS, FCC, CE, ROHS			
PoE Status View	■											
PoE Schedule	■											
PD Alive Auto Check	■											

Industrial POE Injector Series			Industrial POE Splitter Series		
IPE60	IPE30	IPE15	IPS60	IPS30	IPS15
					
IEEE802.3af, IEEE802.3at &203.3bt	IEEE802.3af, IEEE802.3at	IEEE802.3af	IEEE802.3af, IEEE802.3at &203.3bt	IEEE802.3at, IEEE802.3af	IEEE802.3af
DC Input 45~56V, 60W PoE	DC Input 45~56V, 30W PoE	DC Input 45~56V, 15W PoE	1 x 10/100/1000Mbps Channel	1 x 10/100/1000Mbps Channel	1 x 10/100/1000Mbps Channel
ESD protection level 6kV	ESD protection level 6kV	ESD protection level 6kV	Splits the 48VDC and Lan	Splits the 48VDC and Lan	Splits the 48VDC and Lan
DC-IN port surge level 8/20us DM/CM 3KA	DC-IN port surge level 8/20us DM/CM 3KA	DC-IN port surge level 8/20us DM/CM 3KA	Convert 48VDC to 12V	Convert 48VDC to 12V	Convert 48VDC to 12V
RJ45 port surge level 10/700us DM/CM 6KV	RJ45 port surge level 10/700us DM/CM 6KV	RJ45 port surge level 10/700us DM/CM 6KV	Wide input 36VDC-57VDC	Wide input 36VDC-57VDC	Wide input 36VDC-57VDC
Wide temperature: -40~75°C	Wide temperature: -40~75°C	Wide temperature: -40~75°C	Fixed out 12V, up to 50W	Fixed out 12V, up to 25W	Fixed out 12V, up to 13W
			High efficiency DC/DC	High efficiency DC/DC	High efficiency DC/DC
			Wide temperature: -40~75°C	Wide temperature: -40~75°C	Wide temperature: -40~75°C

POE Extender Series										
IPX204	IPX104	PX204	PX104	IPX201HV	IPX101HV	IPX201	IPX101	PX201	PX101
									
IEEE802.3af, IEEE802.3at		IEEE802.3af, IEEE802.3at		Outdoor waterproof IP66 level		Outdoor waterproof IP65 level		IEEE802.3af & IEEE802.3at	
5x10/100/1000M	5x10/100M	5x10/100/1000M	5x10/100M	IEEE802.3af & IEEE802.3at		IEEE802.3af & IEEE802.3at		2x10/100/1000M	2x10/100M
PoE in 30W or 65W optional		PoE in 30W or 65W optional		2x10/100/1000M	2x10/100M	2x10/100/1000M	2x10/100M	Up to 22W Power on 2-pairs	
Extend PoE and Lan 100 meter		Extend PoE and Lan 100 meter		Up to 22W Power on 2-pairs		Up to 22W Power on 2-pairs		Extend PoE and LAN 100meter	
Easy Plug-and-play installation		Easy Plug-and-play installation		Extend PoE and LAN 100meter		Extend PoE and LAN 100meter		No additional power supply	
Wide temperature: -40~75°C				No additional power supply		No additional power supply		Easy plug-and-play installation	
				6KV surge protection		Compact size, Wall-Mountable		Compact size, Wall-Mountable	

POE Splitters and Accessories							
PS20G		PS12G		PS13G	PC201	PC101	PV201 / PV101
							
IEEE802.3at		IEEE802.3af		IEEE802.3af	IEEE802.3af		10/100/1000M / 10/100M
1x10/100/1000Mbps Channel		1x10/100/1000Mbps Channel		1x10/100/1000Mbps Channel	10/100/1000M	10/100M	PoE surge level: 1.2/50uS-8/20uS
Splits the 48VDC and LAN		Splits the 48VDC and LAN		Splits the 48VDC and LAN	Ability to PoE methods:		DM 1.5KV-750A
Convert 48VDC to 5/9/12V		Convert 48VDC to 5/9/12V		Convert 48VDC to 5/9/12V	A (1,2(+) 3,6(-)) <= > B (4, 5(+) 7,8(-))		CM 7KV-1666.6A
Wide input 36VDC to 57VDC		Wide input 36VDC to 57VDC		Wide input 36VDC to 57VDC	Maximum PoE power: up to 30W		Lan surge level: 10/700uS-5/320uS
Adjustable output 5V, 9V, 12V		Adjustable output 5V, 9V, 12V		Adjustable output 5V, 9V, 12V	Wide temperature: -40~75°C		CM 6KV-150A
Up to 12W/ 24W output		Up to 12W/ 24W output		Up to 12W output	High efficiency DC/DC		Wide temperature: -40~75°C
High efficiency DC/DC		High efficiency DC/DC		High efficiency DC/DC			High efficiency DC/DC

SERIES	40G Series			10G Series				
MODEL	QXSFP-M-LC-01	QXSFP-S-LC-10	QXSFP-S-LC-30	XGSFP-RJ45	XGSFP-M-LC-01	XGSFP-S-LC-10	XGSFP-S-LC-40	XGSFP-S-LC-80
Appearance / Specifications								
Form Factor	QSFP+	QSFP+	QSFP+	SFP+	SFP+	SFP+	SFP+	SFP+
Fiber Type	MMF	SMF	SMF	/	MMF	SMF	SMF	SMF
Number of Fibers	2	2	2	/	2	2	2	2
Speed	40G	40G	40G	10G	10G	10G	10G	10G
Digital Diagnostics Motoring (DDM)	■	■	■	■	■	■	■	■
Rx Wavelength	850	1310	1310	/	850	1310	1550	1550
Tx Wavelength	850	1310	1310	/	850	1310	1550	1550
Max Distance	100M	10km	30km	30M	100M	10km	40km	80km
Connector Type	LC	LC	LC	RJ45	LC	LC	LC	LC
Temperature	0°C to 70°C	0°C to 70°C	0°C to 70°C	0°C to 70°C	0°C to 70°C	0°C to 70°C	0°C to 70°C	0°C to 70°C

SERIES	1G Series							100M Series	
MODEL	GSFP-RJ45	GSFP-M-LC-05	GSFP-S-LC-20	GSFP-S-LC-40	GSFP-S-LC-80	GSFP-BD-LC-20-A	GSFP-BD-LC-20-B	SFP-M-LC-05	SFP-S-LC-20
Appearance / Specifications									
Form Factor	SFP+	SFP+	SFP+	SFP+	SFP+	SFP+	SFP+	SFP+	SFP+
Fiber Type	/	MMF	SMF	SMF	SMF	SMF	SMF	MMF	SMF
Number of Fibers	/	2	2	2	2	1	1	2	2
Speed	1G	1G	1G	1G	1G	1G	1G	100Mbps	100Mbps
Digital Diagnostics Motoring (DDM)	■	■	■	■	■	■	■	■	■
Rx Wavelength	/	850	1310	1310	1310	1550	1310	850	1310
Tx Wavelength	/	850	1310	1310	1310	1310	1550	850	1310
Max Distance	100M	500M	20km	40km	80km	20km	20km	500M	20km
Connector Type	RJ45	LC	LC	LC	LC	LC-BiDi	LC-BiDi	LC	LC
Temperature	0°C to 70°C	0°C to 70°C	0°C to 70°C	0°C to 70°C	0°C to 70°C	0°C to 70°C	0°C to 70°C	0°C to 70°C	0°C to 70°C

HYNANET TECHNOLOGY

Non-PoE Switches



The broad portfolio of Hi-Net network switches provide customers with High performance and low operating costs. Hi-Net SDN Switches can meet the request for the big-data transport request and unique software request for the switches, Hi-Net L3 switches and L2+ switches can be your reliable devices for commercial projects, Hi-Net SOHO switches is designed based on your desktop request.

SERIES		L3 Managed Switch Series							L2 Network Switch Series				
MODEL		S7048SX	S7024SX	S7012SX	S5648GX	S5624GX	S5624X	S5624G	S5052	S5028	S5020	S3028	S3020
Specifications / Appearance													
Attributes	10/100 Mbps RJ45 Ports												
	10/100/1000 Mbps RJ45 Ports			8		12		24	48	24	16	24	16
	1 Gbps Combo Ports (RJ45/SFP)				24								
	1 Gbps SFP Ports					12	24		4			4	4
	10 Gbps SFP Ports	48	24	12						4	4		
	Extended Module Slots				2x10G SFP+	2x10G SFP+	2x10G SFP+	2x10G SFP+					
	Console Port (RJ45)	1	1	1	1	1	1	1	1	1	1	1	1
	Power, Link/Act, LED	■	■	■	■	■	■	■	■	■	■	■	■
Performance	Switching Capacity	960 Gbps	480 Gbps	256 Gbps	128 Gbps	128 Gbps	128 Gbps	128 Gbps	126 Gbps	128 Gbps	112 Gbps	56 Gbps	40 Gbps
	Forwarding Capacity	714.24 Mbps	357.12 Mbps	190.5 Mbps	95.23 Mbps	95.23 Mbps	95.23 Mbps	95.23 Mbps	95.23 Mbps	95.23 Mbps	95.23 Mbps	95.23 Mbps	95.23 Mbps
	Store and Forward	■	■	■	■	■	■	■	■	■	■	■	■
	Packet Buffer Memory	72 Mbit	72 Mbit	16 Mbit	16 Mbit	16 Mbit	16 Mbit	16 Mbit	12 Mbit	16 Mbit	16 Mbit	16 Mbit	16 Mbit
	RAM for CPU	1G Mbit	1G Mbit	1G Mbit	1G Mbit	1G Mbit	1G Mbit	1G Mbit	1G Mbit	1G Mbit	1G Mbit	1G Mbit	1G Mbit
	Flash Memory	256 Mbit	256 Mbit	128 Mbit	64 Mbit	64 Mbit	64 Mbit	64 Mbit	512 Mbit	256 Mbit	256 Mbit	256 Mbit	256 Mbit
	MAC Address Table	128K	128K	96K	32K	32K	32K	32K	32K	16K	16K	16K	16K
	Max. Jumbo Frame size	12KB	12KB	9KB	13KB	13KB	13KB	13KB	9KB	12KB	12KB	12KB	12KB
	VLAN Quantity	4K	4K	4K	4K	4K	4K	4K	4K	4K	4K	4K	4K
	ACL Table	512	512	512	512	512	512	512	512	512	512	512	512
	L3 Interface	512	512	32	512	512	512	512	32	32	32	32	32
	Port Queues	8	8	8	8	8	8	8	8	8	8	8	8
Physical	Dimensions	440 x 350 x 44 mm	440 x 350 x 44 mm	440 x 350 x 44 mm	440 x 350 x 44 mm	440 x 350 x 44 mm	440 x 350 x 44 mm	440 x 350 x 44 mm	440 x 350 x 44 mm	440 x 200 x 44 mm	440 x 200 x 44 mm	440 x 200 x 44 mm	440 x 200 x 44 mm
	Operating Temperature	0 to 40℃	0 to 40℃	0 to 40℃	0 to 40℃	0 to 40℃	0 to 40℃	0 to 40℃	0 to 40℃	0 to 40℃	0 to 40℃	0 to 40℃	0 to 40℃
	Storage Temperature	-10 to 70℃	-10 to 70℃	-10 to 70℃	-10 to 70℃	-10 to 70℃	-10 to 70℃	-10 to 70℃	-10 to 70℃	-10 to 70℃	-10 to 70℃	-10 to 70℃	-10 to 70℃
	Operating Humidity	5 to 95% Noncondensing	5 to 95% Noncondensing	5 to 95% Noncondensing	5 to 95% Noncondensing	5 to 95% Noncondensing	5 to 95% Noncondensing	5 to 95% Noncondensing	5 to 95% Noncondensing	5 to 95% Noncondensing	5 to 95% Noncondensing	5 to 95% Noncondensing	5 to 95% Noncondensing
	Power Method	100-240VAC, 50/60Hz	100-240VAC, 50/60Hz	100-240VAC, 50/60Hz	100-240VAC, 50/60Hz	100-240VAC, 50/60Hz	100-240VAC, 50/60Hz	100-240VAC, 50/60Hz	100-240VAC, 50/60Hz	100-240VAC, 50/60Hz	100-240VAC, 50/60Hz	100-240VAC, 50/60Hz	100-240VAC, 50/60Hz
	Max. Power Consumption	180W	100W	100W	100W	100W	100W	100W	50W	30W	30W	30W	30W
	EMC Safety	FCC, CE, RoHS	FCC, CE, RoHS	FCC, CE, RoHS	FCC, CE, RoHS	FCC, CE, RoHS	FCC, CE, RoHS	FCC, CE, RoHS	FCC, CE, RoHS	FCC, CE, RoHS	FCC, CE, RoHS	FCC, CE, RoHS	FCC, CE, RoHS
Port Configuration	Enable and Disable	■	■	■	■	■	■	■	■	■	■	■	■
	Auto-Negotiation	■	■	■	■	■	■	■	■	■	■	■	■
	Flow Control	■	■	■	■	■	■	■	■	■	■	■	■
	Storm Control	■	■	■	■	■	■	■	■	■	■	■	■
	Port Mirroring	■	■	■	■	■	■	■	■	■	■	■	■
	Rate Limit	■	■	■	■	■	■	■	■	■	■	■	■
	Link Aggregation	■	■	■	■	■	■	■	■	■	■	■	■
	Aggregation Strategy	■	■	■	■	■	■	■	■	■	■	■	■
	Port Protection	■	■	■	■	■	■	■	■	■	■	■	■
VLAN Configuration	VLAN Based on 802.1Q	■	■	■	■	■	■	■	■	■	■	■	■
	MAC-Based VLAN	■	■	■	■	■	■	■	■	■	■	■	■
	IP-Based VLAN	■	■	■	■	■	■	■	■	■	■	■	■
	Protocol-Based VLAN	■	■	■	■	■	■	■	■	■	■	■	■
	Guest VLAN	■	■	■	■	■	■	■	■	■	■	■	■
	Private VLAN	■	■	■	■	■	■	■	■	■	■	■	■
MAC Config	MAC Address Table Management	■	■	■	■	■	■	■	■	■	■	■	■
	Static MAC Address	■	■	■	■	■	■	■	■	■	■	■	■
	MAC Address Binding	■	■	■	■	■	■	■	■	■	■	■	■
	MAC Address Filter	■	■	■	■	■	■	■	■	■	■	■	■
	MAC Quantity Limitation	■	■	■	■	■	■	■	■	■	■	■	■
Multicast	IGMP V1/V2/V3	■	■		■	■	■	■					
	IGMP SNOOPING	■	■	■	■	■	■	■	■	■	■	■	■
	IGMP Group Limit on Interface	■	■		■	■	■	■					
	Multicast groups	256	256	256	256	256	256	256	256	256	256	256	256
	Static Multicast MAC Address	■	■	■	■	■	■	■	■	■	■	■	■
	Multicast source port suppression	■	■		■	■	■	■					
	PIM-SM	■	■		■	■	■	■					

To be continued

	MODEL	S7048SX	S7024SX	S7012SX	S5648GX	S5624GX	S5624X	S5624G	S5052	S5028	S5020	S3028	S3020
Reliability Protocol	STP/RSTP/MSTP	■	■	■	■	■	■	■	■	■	■	■	■
	BPDU Guard & Filter	■	■	■	■	■	■	■	■	■	■	■	■
	Port Loop Detection	■	■	■	■	■	■	■	■	■	■	■	■
	EAPS Protocol	■	■	■	■	■	■	■	■	■	■	■	■
IP Routing	Static ARP	■	■		■	■	■	■					
	Default Routing	■	■		■	■	■	■					
	Static Routing	■	■		■	■	■	■					
	VLSM	■	■		■	■	■	■					
	CIDR	■	■		■	■	■	■					
	RIP	■	■		■	■	■	■					
	OSPF	■	■		■	■	■	■					
	VRRP	■	■		■	■	■	■					
	PBR	■	■		■	■	■	■					
	DHCP relay at Layer3	■	■		■	■	■	■					
ACL	Based on Standard IP	■	■	■	■	■	■	■	■	■	■	■	■
	Based on Extend IP	■	■	■	■	■	■	■	■	■	■	■	■
	Based on MAC IP	■	■	■	■	■	■	■	■	■	■	■	■
	Based on MAC ARP	■	■	■	■	■	■	■	■	■	■	■	■
	Based on time	■	■	■	■	■	■	■	■	■	■	■	■
	Port Filtering	■	■	■	■	■	■	■	■	■	■	■	■
QOS	Sorting Based on Port	■	■	■	■	■	■	■	■	■	■	■	■
	Sorting Based on 802.1p	■	■	■	■	■	■	■	■	■	■	■	■
	Sorting Based on DSCP(DiffServ)	■	■	■	■	■	■	■	■	■	■	■	■
Security	Start / end TELNET, WEB, SNMP	■	■	■	■	■	■	■	■	■	■	■	■
	TELNET, WEB, SNMP binding with ACL	■	■	■	■	■	■	■	■	■	■	■	■
	Control the number of user for TELNET	■	■	■	■	■	■	■	■	■	■	■	■
	CPU Protect	■	■	■	■	■	■	■	■	■	■	■	■
	IP-MAC Address Binding	■	■	■	■	■	■	■	■	■	■	■	■
	802.1x protocol	■	■	■	■	■	■	■	■	■	■	■	■
	RADIUS protocol	■	■	■	■	■	■	■	■	■	■	■	■
	802.1x guest VLAN	■	■	■	■	■	■	■	■	■	■	■	■
	MAC-based 802.1x authentication	■	■	■	■	■	■	■	■	■	■	■	■
	Prevent ARP Spoofing	■	■	■	■	■	■	■	■	■	■	■	■
Management Feature	CLI Management (Console, Telnet)	■	■	■	■	■	■	■	■	■	■	■	■
	WEB Management	■	■	■	■	■	■	■	■	■	■	■	■
	SNMP Management	■	■	■	■	■	■	■	■	■	■	■	■
	Private MIB	■	■	■	■	■	■	■	■	■	■	■	■
	Multi-user management	■	■	■	■	■	■	■	■	■	■	■	■
	Show CPU/RAM Utilization	■	■	■	■	■	■	■	■	■	■	■	■
	Log Management	■	■	■	■	■	■	■	■	■	■	■	■
	Configuration Download / Upload	■	■	■	■	■	■	■	■	■	■	■	■
	Upgrade Firmware	■	■	■	■	■	■	■	■	■	■	■	■
	SNTP	■	■	■	■	■	■	■	■	■	■	■	■
Tools	PING	■	■	■	■	■	■	■	■	■	■	■	■
	TRACEROUTE	■	■	■	■	■	■	■	■	■	■	■	■
	TELNET Client	■	■	■	■	■	■	■	■	■	■	■	■

SERIES		L2 Managed Switch Series								Web-Smart Switch Series					
MODEL		S2928	S2918	S2930R	S2926R	S2918R	S2914D	S2910D	S1910F	S2330R	S2320R	S2230	S2226	S2218	S2210
Specifications / Appearance															
Attributes	10/100 Mbps RJ45 Ports									24	16	24	24	16	8
	10/100/1000 Mbps RJ45 Ports	24	16	24	24	16	8	8	8						
	1 Gbps Combo Ports (RJ45/SFP)			2			2			2	2	2	2	2	2
	1 Gbps SFP Ports	4(Combo)	2(Combo)	2	2	2	2	2	2	2	2	2			
	10 Gbps SFP Ports														
	Console Port (RJ45)	1	1	1	1	1	1	1		1	1				
	Power, Link/Act, PoE LED	■	■	■	■	■	■	■	■	■	■	■	■	■	■
Performance	Switching Capacity	48 Gbps	32 Gbps	56 Gbps	52 Gbps	36 Gbps	24 Gbps	20 Gbps	20 Gbps	12.8 Gbps	11.2 Gbps	12.8 Gbps	8.8 Gbps	7.2 Gbps	5.6 Gbps
	Forwarding Capacity	35.7 Mpps	13.8 Mpps	41.7 Mpps	38.7 Mpps	26.8 Mpps	17.9 Mpps	14.9 Mpps	14.9 Mpps	9.52 Mpps	8.33 Mpps	9.52 Mpps	6.55 Mpps	5.36 Mpps	4.17 Mpps
	Store and Forward	■	■	■	■	■	■	■	■	■	■	■	■	■	■
	Packet Buffer Memory	4.1 Mbit	4.1 Mbit	4.1 Mbit	4.1 Mbit	4.1 Mbit	4.1 Mbit	4.1 Mbit	4.1 Mbit	4.1 Mbit	4.1 Mbit	4 Mbit	2.75Mbit	2.75Mbit	2.75Mbit
	RAM for CPU	256 Mbit	256 Mbit	1 Gbit	1 Gbit	1 Gbit	1 Gbit	1 Gbit	1 Gbit	1 Gbit	1 Gbit	256 Mbit	32 Kbit	32 Kbit	32 Kbit
	Flash Memory	32 Mbit	32 Mbit	128 Mbit	128 Mbit	128 Mbit	128 Mbit	128 Mbit	128 Mbit	128 Mbit	128 Mbit	128 Mbit	16 Mbit	16 Mbit	16 Mbit
	MAC Address Table	8K	8K	8K	8K	8K	8K	8K	8K	4K	4K	4K	4K	4K	4K
	Max. Jumbo Frame size	16K	16K	16K	16K	16K	16K	16K	16K	10K	10K	16K	16K	16K	16K
	VLAN Quantity	4K	4K	4K	4K	4K	4K	4K	4K	4K	4K	4K	4K	4K	4K
	ACL Table	512	512	512	512	512	512	512	512	512	512	512	512	512	512
	L3 Interface	32	32	32	32	32	32	32	32	32	32	32	32	32	32
	Port Queues	8	8	8	8	8	8	8	8	8	8	8	8	8	8
Physical	Dimensions	440 x 200 x 44 mm	440 x 200 x 44 mm	440 x 200 x 44 mm	440 x 200 x 44 mm	440 x 200 x 44 mm	275 x 200 x 44 mm	275 x 200 x 44 mm	240 x 104 x 29 mm	440 x 200 x 44 mm	440 x 200 x 44 mm	440 x 200 x 44 mm	440 x 200 x 44 mm	275 x 200 x 44 mm	275 x 200 x 44 mm
	Operating Temperature	0 to 40℃	0 to 40℃	0 to 40℃	0 to 40℃	0 to 40℃	0 to 40℃	0 to 40℃	0 to 40℃	0 to 40℃	0 to 40℃	0 to 40℃	0 to 40℃	0 to 40℃	0 to 40℃
	Storage Temperature	-10 to 70℃	-10 to 70℃	-10 to 70℃	-10 to 70℃	-10 to 70℃	-10 to 70℃	-10 to 70℃	-10 to 70℃	-10 to 70℃	-10 to 70℃	-10 to 70℃	-10 to 70℃	-10 to 70℃	-10 to 70℃
	Operating Humidity	5 to 95% Noncondensing	5 to 95% Noncondensing	5 to 95% Noncondensing	5 to 95% Noncondensing	5 to 95% Noncondensing	5 to 95% Noncondensing	5 to 95% Noncondensing	5 to 95% Noncondensing	5 to 95% Noncondensing	5 to 95% Noncondensing	5 to 95% Noncondensing	5 to 95% Noncondensing	5 to 95% Noncondensing	5 to 95% Noncondensing
	Power Method	100-240VAC, 50/60Hz	100-240VAC, 50/60Hz	100-240VAC, 50/60Hz	100-240VAC, 50/60Hz	100-240VAC, 50/60Hz	100-240VAC, 50/60Hz	100-240VAC, 50/60Hz	100-240VAC, 50/60Hz DC Input Voltage: +44~+57VDC	100-240VAC, 50/60Hz	100-240VAC, 50/60Hz	100-240VAC, 50/60Hz	100-240VAC, 50/60Hz	100-240VAC, 50/60Hz	100-240VAC, 50/60Hz
	EMC Safety	FCC, CE, RoHS	FCC, CE, RoHS	FCC, CE, RoHS	FCC, CE, RoHS	FCC, CE, RoHS	FCC, CE, RoHS	FCC, CE, RoHS	FCC, CE, RoHS	FCC, CE, RoHS	FCC, CE, RoHS	FCC, CE, RoHS	FCC, CE, RoHS	FCC, CE, RoHS	FCC, CE, RoHS
Port Configuration	Enable and Disable	■	■	■	■	■	■	■	■	■	■	■	■	■	■
	Auto-Negotiation	■	■	■	■	■	■	■	■	■	■	■	■	■	■
	Flow Control	■	■	■	■	■	■	■	■	■	■	■	■	■	■
	Storm Control	■	■	■	■	■	■	■	■	■	■	■	■	■	■
	Port Mirroring	■	■	■	■	■	■	■	■	■	■	■	■	■	■
	Rate Limit	■	■	■	■	■	■	■	■	■	■	■	■	■	■
	Link Aggregation	■	■	■	■	■	■	■	■	■	■	■	■	■	■
	Aggregation Strategy	■	■	■	■	■	■	■	■	■	■	■	■	■	■
	Port Protection	■	■	■	■	■	■	■	■	■	■				
VLAN Configuration	VLAN Based on 802.1Q	■	■	■	■	■	■	■	■	■	■	■	■	■	■
	MAC-Based VLAN	■	■	■	■	■	■	■	■	■	■	■			
	IP-Based VLAN	■	■	■	■	■	■	■	■	■	■	■			
	Protocol-Based VLAN	■	■	■	■	■	■	■	■	■	■	■	■	■	■
	Voice VLAN	■	■	■	■	■	■	■	■	■	■	■			
	Guest VLAN	■	■	■	■	■	■	■	■	■	■	■			
	Private VLAN	■	■	■	■	■	■	■	■	■	■	■			
	VLAN Mapping	■	■	■	■	■	■	■	■	■	■				
	Double VLAN Markup	■	■	■	■	■	■	■	■	■	■	■			
MAC Config	MAC Address Table Management	■	■	■	■	■	■	■	■	■	■	■			
	Static MAC Address	■	■	■	■	■	■	■	■	■	■				
	MAC Address Binding	■	■	■	■	■	■	■	■	■	■	■	■	■	■
	MAC Address Filter	■	■	■	■	■	■	■	■	■	■				
	MAC Quantity Limitation	■	■	■	■	■	■	■	■	■	■				
Reliability Protocol	STP/RSTP/MSTP	■	■	■	■	■	■	■	■	■	■	■	■	■	■
	BPDU Guard & Filter	■	■	■	■	■	■	■	■	■	■	■	■	■	■
	Port Loop Detection	■	■	■	■	■	■	■	■	■	■	■	■	■	■
	EAPS Protocol	■	■	■	■	■	■	■	■	■	■	■	■	■	■
	ERPS Protocol			■	■	■	■	■	■	■	■	■	■	■	■
	LLDP Protocol	■	■	■	■	■	■	■	■	■	■	■	■	■	■
	UDLD Protocol	■	■	■	■	■	■	■	■	■	■	■	■	■	■

To be continued

	MODEL	S2928	S2918	S2930R	S2926R	S2918R	S2914D	S2910D	S1910F	S2330R	S2320R	S2230	S2226	S2218	S2210
Multicast	Static Multicast MAC Address	■	■	■	■	■	■	■	■	■	■	■	■	■	■
	IGMP SNOOPING	■	■	■	■	■	■	■	■	■	■	■	■	■	■
	MVR	■	■	■	■	■	■	■	■	■	■	■	■	■	■
	GMRP	■	■	■	■	■	■	■	■	■	■	■	■	■	■
ACL	Based on Standard IP	■	■	■	■	■	■	■	■	■	■	■	■	■	■
	Based on Extend IP	■	■	■	■	■	■	■	■	■	■	■	■	■	■
	Based on MAC IP	■	■	■	■	■	■	■	■	■	■	■	■	■	■
	Based on MAC ARP	■	■	■	■	■	■	■	■	■	■	■	■	■	■
	Based on time	■	■	■	■	■	■	■	■	■	■	■	■	■	■
	Port Filtering			■	■	■	■	■	■	■	■	■	■	■	■
QOS	Sorting Based on Port	■	■	■	■	■	■	■	■	■	■	■	■	■	■
	Sorting Based on 802.1p	■	■	■	■	■	■	■	■	■	■	■	■	■	■
	Sorting Based on DSCP(DiffServ)	■	■	■	■	■	■	■	■	■	■	■	■	■	■
	Sorting Based on ACL Data Flow	■	■	■	■	■	■	■	■	■	■				
Security	Start / end TELNET, WEB, SNMP	■	■	■	■	■	■	■	■	■	■				
	TELNET, WEB, SNMP binding with ACL	■	■	■	■	■	■	■	■	■	■				
	Control the number of user for TELNET	■	■	■	■	■	■	■	■	■	■				
	CPU Protect	■	■	■	■	■	■	■	■	■	■				
	IP-MAC Address Binding	■	■	■	■	■	■	■	■	■	■	■			
	802.1x protocol	■	■	■	■	■	■	■	■	■	■	■			
	RADIUS protocol	■	■	■	■	■	■	■	■	■	■	■			
	802.1x guest VLAN	■	■	■	■	■	■	■	■	■	■				
	DHCP SNOOPING	■	■	■	■	■	■	■	■	■	■	■			
	Prevent ARP Spoofing	■	■	■	■	■	■	■	■	■	■				
IPv6	ICMPv6			■	■	■	■	■	■	■	■				
	IPv6 Neighbor Discovery			■	■	■	■	■	■	■	■				
	MLD Snooping			■	■	■	■	■	■	■	■				
	IPv6 Telnet			■	■	■	■	■	■	■	■				
Management Feature	Host Routing	■	■	■	■	■	■	■	■	■	■	■			
	CLI Management (Console, Telnet)	■	■	■	■	■	■	■	■	■	■				
	WEB Management	■	■	■	■	■	■	■	■	■	■	■	■	■	■
	SNMP Management	■	■	■	■	■	■	■	■	■	■	■	■	■	■
	Private MIB	■	■	■	■	■	■	■	■	■	■	■	■	■	■
	Multi-user management	■	■	■	■	■	■	■	■	■	■				
	Show CPU/RAM Utilization	■	■	■	■	■	■	■	■	■	■				
	TACACS+			■	■	■	■	■	■	■	■				
	Log Management	■	■	■	■	■	■	■	■	■	■	■			
	RMON			■	■	■	■	■	■	■	■				
	Cluster Management			■	■	■	■	■	■	■	■				
	OAM 802.3ah / 802.1ag			■	■	■	■	■	■	■	■				
	DHCP Server			■	■	■	■	■	■	■	■				
	DHCP Client			■	■	■	■	■	■	■	■	■	■	■	■
	Configuration Download / Upload	■	■	■	■	■	■	■	■	■	■	■	■	■	■
	Upgrade Firmware	■	■	■	■	■	■	■	■	■	■	■	■	■	■
	SNTP	■	■	■	■	■	■	■	■	■	■	■	■	■	■
Tools	PING	■	■	■	■	■	■	■	■	■	■				
	TRACEROUTE	■	■	■	■	■	■	■	■	■	■				
	TELNET Client	■	■	■	■	■	■	■	■	■	■				

SERIES		Unmanaged Switch Series					
MODEL		S2628R	S2626R	S2610D	S2608E	S2026	S2024
Appearance / Specifications							
Attributes	10/100 Mbps RJ45 Ports					26	24
	10/100/1000 Mbps RJ45 Ports	26	24	8	8		
	1 Fast SFP Ports						
	1 Gbps SFP Ports	2	2	2		2 (combo)	
	Power, Link/Act, PoE LED	■	■	■	■	■	■
Performance	Switching Capacity	56 Gbps	52 Gbps	20 Gbps	16 Gbps	8.8 Gbps	4.8 Gbps
	Forwarding Capacity	41.7 Mpps	38.7 Mpps	14.9 Mpps	11.9 Mpps	6.55 Mpps	3.57 Mpps
	Store and Forward	■	■	■	■	■	■
	Packet Buffer Memory	4.1 Mbit	4.1 Mbit	4.1 Mbit	2.75 Mbit	2.75 Mbit	2.75 Mbit
	MAC Address Table	8K	8K	8K	8K	4K	8K
Physical	Dimensions	440 x 200 x 44 mm	440 x 200 x 44 mm	275 x 200 x 44 mm	330 x 200 x 44 mm	440 x 200 x 44 mm	440 x 200 x 44 mm
	Operating Temperature	0 to 40℃	0 to 40℃	0 to 40℃	0 to 40℃	0 to 40℃	0 to 40℃
	Storage Temperature	-10 to 70℃	-10 to 70℃	-10 to 70℃	-10 to 70℃	-10 to 70℃	-10 to 70℃
	Operating Humidity	5 to 95% Noncondensing	5 to 95% Noncondensing	5 to 95% Noncondensing	5 to 95% Noncondensing	5 to 95% Noncondensing	5 to 95% Noncondensing
	Power Method	100-240VAC, 50/60Hz	100-240VAC, 50/60Hz	100-240VAC, 50/60Hz	100-240VAC, 50/60Hz	100-240VAC, 50/60Hz	100-240VAC, 50/60Hz
	Max. Power Consumption	20W	20W	10W	5W	20W	20W
	EMC Safety	FCC, CE, RoHS	FCC, CE, RoHS	FCC, CE, RoHS	FCC, CE, RoHS	FCC, CE, RoHS	FCC, CE, RoHS

SERIES		Unmanaged Switch Series						
MODEL		S2018	S2016	S2008	S1608	S1008	S1605	S1005
Appearance / Specifications								
Attributes	10/100 Mbps RJ45 Ports	18	16	8		8		8
	10/100/1000 Mbps RJ45 Ports				8		8	
	1 Fast SFP Ports							
	1 Gbps SFP Ports	2 (combo)						
	Power, Link/Act, PoE LED	■	■	■	■	■	■	■
Performance	Switching Capacity	7.2 Gbps	3.2 Gbps	1.6 Gbps	16 Gbps	1.6 Gbps	10 Gbps	1 Gbps
	Forwarding Capacity	5.36 Mpps	2.38 Mpps	1.19 Mpps	11.9 Mpps	1.19 Mpps	7.44 Mpps	744k
	Store and Forward	■	■	■	■	■	■	■
	Packet Buffer Memory	2.75 Mbit	2.75 Mbit	2.75 Mbit	2.75 Mbit	2.75 Mbit	2.75 Mbit	2.75 Mbit
	MAC Address Table	4K	4K	4K	8K	1K	2K	1K
Physical	Dimensions	440 x 200 x 44 mm	440 x 200 x 44 mm	440 x 200 x 44 mm	137 x 75 x 25 mm	137 x 75 x 25 mm	92 x 69 x 25 mm	92 x 69 x 25 mm
	Operating Temperature	0 to 40℃	0 to 40℃	0 to 40℃	0 to 40℃	0 to 40℃	0 to 40℃	0 to 40℃
	Storage Temperature	-10 to 70℃	-10 to 70℃	-10 to 70℃	-10 to 70℃	-10 to 70℃	-10 to 70℃	-10 to 70℃
	Operating Humidity	5 to 95% Noncondensing	5 to 95% Noncondensing	5 to 95% Noncondensing	5 to 95% Noncondensing	5 to 95% Noncondensing		
	Power Method	100-240VAC, 50/60Hz	100-240VAC, 50/60Hz	100-240VAC, 50/60Hz	DC Input Voltage: 5VDC			
	Max. Power Consumption	15W	15W	10W	5W	5W	5W	5W
	EMC Safety	FCC, CE, RoHS	FCC, CE, RoHS	FCC, CE, RoHS	FCC, CE, RoHS	FCC, CE, RoHS	FCC, CE, RoHS	FCC, CE, RoHS

SDN Switch
S8032

- 48 10G SFP+ ports, support 10G or 1G
- 6 QSFP+ 40G ports
- 1 RJ45 Console port
- 1 RJ45 Ethernet management port
- 1 USB A type storage port
- Switch chip: Broadcom Trident 2+
- CPU module: Intel 4 core 2.4GHZ x86 processor
- 8GB SO-DIMM DDR3 RAM
- 8GB eUSB SSD
- 8MB Serial Flash Memory
- Line speed forwarding: L2/L3
- Exchange capacity: 1.44Tbps
- Forwarding rate: 1071Mpps
- Jumbo frames support up to 9192 Bytes
- Support CLI management
- Support Login through console and SSH terminal
- Support version upgrade
- Support NTP clock synchronization
- Support sFlow
- Support mirror
- Support OpenFlow standard
- Support multi-controller
- Support controller type: DCFabric, RYU, ODL
- Support OVSDB
- Support multi-level flow table
- Support Meter
- Support Qos
- Support NAT

SDN Switch
S7754

- 32 QSFP+ 40G ports
- 1 RJ45 Console port
- 1 RJ45 Ethernet management port
- 1 USB A type storage port
- Switch chip: Broadcom Trident 2+
- CPU module: Intel 4 core 2.4GHZ x86 processor
- 8GB SO-DIMM DDR3 RAM
- 16GB SPI Flash
- 8GB NAND Flash
- Line speed forwarding: L2/L3
- Exchange capacity: 1.28Tbps
- Forwarding rate: 1904Mpps
- Jumbo frames support up to 9192 Bytes
- Support CLI management
- Support Login through console and SSH terminal
- Support version upgrade
- Support NTP clock synchronization
- Support sFlow
- Support mirror
- Support OpenFlow standard
- Support multi-controller
- Support controller type: DCFabric, RYU, ODL
- Support OVSDB
- Support multi-level flow table
- Support Meter
- Support Qos
- Support NAT

Media Converters

Hi-Net's media converters extend network distances by adding fiber. This enables customers to keep pace with changing technology and to integrate high-badwidth devices into the network without changing the entre network infrastructure. From standalone units to PoE units, Hi-Net's media converters are highly configurable to meet every need.

SERIES		Commercial Media Converter Series													
MODEL		MC201P							MC101P						
Specifications	Appearance														
	Model	-M-SC	-M-ST	-S-SC-20	-S-SC-60	-W-SC-20-A	-W-SC-20-B	-SFP	-M-SC	-M-ST	-S-SC-20	-S-SC-60	-W-SC-20-A	-W-SC-20-B	-SFP
Ports	Port 1	1000TX	1000TX	1000TX	1000TX	1000TX	1000TX	1000TX	100TX	100TX	100TX	100TX	100TX	100TX	100TX
	Port 2	SC	ST	SC	SC	SC	SC	SFP	SC	ST	SC	SC	SC	SC	SFP
	Fiber type	MMF	MMF	SMF	SMF	SMF	SMF	Depends on SFP	MMF	MMF	SMF	SMF	SMF	SMF	Depends on SFP
	IEEE Standard	1000SX	1000SX	1000LX	1000LX	1000ZX	1000LX	Depends on SFP	100FX	100FX	100FX	100FX	100FX	100FX	Depends on SFP
	Tx Wavelength	850nm	850nm	1310nm	1550nm	1550nm	1310nm	Depends on SFP	850nm	850nm	1310nm	1550nm	1550nm	1310nm	Depends on SFP
	Rx Wavelength	850nm	850nm	1310nm	1550nm	1310nm	1550nm	Depends on SFP	850nm	850nm	1310nm	1550nm	1310nm	1550nm	Depends on SFP
	Max Fiber Distance	550m	550m	20km	60km	20km	20km	Depends on SFP	550m	550m	20km	60km	20km	20km	Depends on SFP
Functionality	LFP	■	■	■	■	■	■	■	■	■	■	■	■	■	■
	Max frame size	9Kbytes	9Kbytes	9Kbytes	9Kbytes	9Kbytes	9Kbytes	9Kbytes	1600bytes	1600bytes	1600bytes	1600bytes	1600bytes	1600bytes	1600bytes
	Diagnostic LEDs	■	■	■	■	■	■	■	■	■	■	■	■	■	■
Physical	Operating Temperature	0 to 40°C	0 to 40°C	0 to 40°C	0 to 40°C	0 to 40°C	0 to 40°C	0 to 40°C	0 to 40°C	0 to 40°C	0 to 40°C	0 to 40°C	0 to 40°C	0 to 40°C	0 to 40°C
	Storage Temperature	-10 to 70°C	-10 to 70°C	-10 to 70°C	-10 to 70°C	-10 to 70°C	-10 to 70°C	-10 to 70°C	-10 to 70°C	-10 to 70°C	-10 to 70°C	-10 to 70°C	-10 to 70°C	-10 to 70°C	-10 to 70°C
	Operating Humidity	5 to 95%	5 to 95%	5 to 95%	5 to 95%	5 to 95%	5 to 95%	5 to 95%	5 to 95%	5 to 95%	5 to 95%	5 to 95%	5 to 95%	5 to 95%	5 to 95%
PoE	PoE-enabled	■	■	■	■	■	■	■	■	■	■	■	■	■	■
	PoE Standard	802.3at	802.3at	802.3at	802.3at	802.3at	802.3at	802.3at	802.3at	802.3at	802.3at	802.3at	802.3at	802.3at	802.3at
	PoE Voltage	52VDC	52VDC	52VDC	52VDC	52VDC	52VDC	52VDC	52VDC	52VDC	52VDC	52VDC	52VDC	52VDC	52VDC
	PoE Pin Mode	A	A	A	A	A	A	A	A	A	A	A	A	A	A
Physical	PSU type	Internal	Internal	Internal	Internal	Internal	Internal	Internal	Internal	Internal	Internal	Internal	Internal	Internal	Internal
	Power Method	100~240VAC	100~240VAC	100~240VAC	100~240VAC	100~240VAC	100~240VAC	100~240VAC	100~240VAC	100~240VAC	100~240VAC	100~240VAC	100~240VAC	100~240VAC	100~240VAC

SERIES		Commercial Media Converter Series													
MODEL		MC201							MC101						
Specifications	Appearance														
	Model	-M-SC	-M-ST	-S-SC-20	-S-SC-60	-W-SC-20-A	-W-SC-20-B	-SFP	-M-SC	-M-ST	-S-SC-20	-S-SC-60	-W-SC-20-A	-W-SC-20-B	-SFP
Ports	Port 1	1000TX	1000TX	1000TX	1000TX	1000TX	1000TX	1000TX	100TX	100TX	100TX	100TX	100TX	100TX	100TX
	Port 2	SC	ST	SC	SC	SC	SC	SFP	SC	ST	SC	SC	SC	SC	SFP
	Fiber type	MMF	MMF	SMF	SMF	SMF	SMF	Depends on SFP	MMF	MMF	SMF	SMF	SMF	SMF	Depends on SFP
	IEEE Standard	1000SX	1000SX	1000LX	1000SX	1000LX	1000LX	Depends on SFP	100FX	100FX	100FX	100FX	100FX	100FX	Depends on SFP
	Tx Wavelength	850nm	850nm	1310nm	1550nm	1550nm	1310nm	Depends on SFP	850nm	850nm	1310nm	1550nm	1550nm	1310nm	Depends on SFP
	Rx Wavelength	850nm	850nm	1310nm	1550nm	1310nm	1550nm	Depends on SFP	850nm	850nm	1310nm	1550nm	1310nm	1550nm	Depends on SFP
	Max Fiber Distance	550m	550m	20km	60km	20km	20km	Depends on SFP	550m	550m	20km	60km	20km	20km	Depends on SFP
Functionality	LFP	■	■	■	■	■	■	■	■	■	■	■	■	■	■
	Max frame size	9Kbytes	9Kbytes	9Kbytes	9Kbytes	9Kbytes	9Kbytes	9Kbytes	1600bytes	1600bytes	1600bytes	1600bytes	1600bytes	1600bytes	1600bytes
	Diagnostic LEDs	■	■	■	■	■	■	■	■	■	■	■	■	■	■
Physical	Operating Temperature	0 to 40°C	0 to 40°C	0 to 40°C	0 to 40°C	0 to 40°C	0 to 40°C	0 to 40°C	0 to 40°C	0 to 40°C	0 to 40°C	0 to 40°C	0 to 40°C	0 to 40°C	0 to 40°C
	Storage Temperature	-10 to 70°C	-10 to 70°C	-10 to 70°C	-10 to 70°C	-10 to 70°C	-10 to 70°C	-10 to 70°C	-10 to 70°C	-10 to 70°C	-10 to 70°C	-10 to 70°C	-10 to 70°C	-10 to 70°C	-10 to 70°C
	Operating Humidity	5 to 95%	5 to 95%	5 to 95%	5 to 95%	5 to 95%	5 to 95%	5 to 95%	5 to 95%	5 to 95%	5 to 95%	5 to 95%	5 to 95%	5 to 95%	5 to 95%
PoE	PoE-enabled														
	PoE Standard														
	PoE Voltage														
	PoE Pin Mode														
Physical	PSU type	External	External	External	External	External	External	External	External	External	External	External	External	External	External
	Power Method	5VDC	5VDC	5VDC	5VDC	5VDC	5VDC	5VDC	5VDC	5VDC	5VDC	5VDC	5VDC	5VDC	5VDC

SERIES		Industrial Media Converter Series													
MODEL		IMC201P							IMC101P						
Specifications	Appearance														
	Model	-M-SC	-M-ST	-S-SC-20	-S-SC-60	-W-SC-20-A	-W-SC-20-B	-SFP	-M-SC	-M-ST	-S-SC-20	-S-SC-60	-W-SC-20-A	-W-SC-20-B	-SFP
Ports	Port 1	1000TX	1000TX	1000TX	1000TX	1000TX	1000TX	1000TX	100TX	100TX	100TX	100TX	100TX	100TX	100TX
	Port 2	SC	ST	SC	SC	SC	SC	SFP	SC	ST	SC	SC	SC	SC	SFP
	Fiber type	MMF	MMF	SMF	SMF	SMF	SMF	Depends on SFP	MMF	MMF	SMF	SMF	SMF	SMF	Depends on SFP
	IEEE Standard	1000SX	1000SX	1000LX	1000LX	1000ZX	1000LX	Depends on SFP	100FX	100FX	100FX	100FX	100FX	100FX	Depends on SFP
	Tx Wavelength	850nm	850nm	1310nm	1550nm	1550nm	1310nm	Depends on SFP	850nm	850nm	1310nm	1550nm	1550nm	1310nm	Depends on SFP
	Rx Wavelength	850nm	850nm	1310nm	1550nm	1310nm	1550nm	Depends on SFP	850nm	850nm	1310nm	1550nm	1310nm	1550nm	Depends on SFP
	Max Fiber Distance	550m	550m	20km	60km	20km	20km	Depends on SFP	550m	550m	20km	60km	20km	20km	Depends on SFP
Functionality	LFP	■	■	■	■	■	■	■	■	■	■	■	■	■	■
	Max frame size	9Kbytes	9Kbytes	9Kbytes	9Kbytes	9Kbytes	9Kbytes	9Kbytes	1600bytes	1600bytes	1600bytes	1600bytes	1600bytes	1600bytes	1600bytes
	Diagnostic LEDs	■	■	■	■	■	■	■	■	■	■	■	■	■	■
Physical	Operating Temperature	-40 to 75°C	-40 to 75°C	-40 to 75°C	-40 to 75°C	-40 to 75°C	-40 to 75°C	-40 to 75°C	-40 to 75°C	-40 to 75°C	-40 to 75°C	-40 to 75°C	-40 to 75°C	-40 to 75°C	-40 to 75°C
	Storage Temperature	-40 to 85°C	-40 to 85°C	-40 to 85°C	-40 to 85°C	-40 to 85°C	-40 to 85°C	-40 to 85°C	-40 to 85°C	-40 to 85°C	-40 to 85°C	-40 to 85°C	-40 to 85°C	-40 to 85°C	-40 to 85°C
	Operating Humidity	5 to 95%	5 to 95%	5 to 95%	5 to 95%	5 to 95%	5 to 95%	5 to 95%	5 to 95%	5 to 95%	5 to 95%	5 to 95%	5 to 95%	5 to 95%	5 to 95%
PoE	PoE-enabled	■	■	■	■	■	■	■	■	■	■	■	■	■	■
	PoE Standard	802.3at	802.3at	802.3at	802.3at	802.3at	802.3at	802.3at	802.3at	802.3at	802.3at	802.3at	802.3at	802.3at	802.3at
	PoE Voltage	44~57VDC	44~57VDC	44~57VDC	44~57VDC	44~57VDC	44~57VDC	44~57VDC	44~57VDC	44~57VDC	44~57VDC	44~57VDC	44~57VDC	44~57VDC	44~57VDC
	PoE Pin Mode	A	A	A	A	A	A	A	A	A	A	A	A	A	A
Physical	PSU type	External	External	External	External	External	External	External	External	External	External	External	External	External	External
	Power Method	44~57VDC	44~57VDC	44~57VDC	44~57VDC	44~57VDC	44~57VDC	44~57VDC	44~57VDC	44~57VDC	44~57VDC	44~57VDC	44~57VDC	44~57VDC	44~57VDC
Industrial	Ingress Protection Rating	IP30	IP30	IP30	IP30	IP30	IP30	IP30	IP30	IP30	IP30	IP30	IP30	IP30	IP30
	EN55022 (EMI)	Class A	Class A	Class A	Class A	Class A	Class A	Class A	Class A	Class A	Class A	Class A	Class A	Class A	Class A
	EN 61000-4-2 (ESD)	Level 4	Level 4	Level 4	Level 4	Level 4	Level 4	Level 4	Level 4	Level 4	Level 4	Level 4	Level 4	Level 4	Level 4
	EN 61000-4-3 (RS)	Level 3	Level 3	Level 3	Level 3	Level 3	Level 3	Level 3	Level 3	Level 3	Level 3	Level 3	Level 3	Level 3	Level 3
	EN 61000-4-4 (EFT)	Level 4	Level 4	Level 4	Level 4	Level 4	Level 4	Level 4	Level 4	Level 4	Level 4	Level 4	Level 4	Level 4	Level 4
	EN 61000-4-5 (Suge)	Level 4	Level 4	Level 4	Level 4	Level 4	Level 4	Level 4	Level 4	Level 4	Level 4	Level 4	Level 4	Level 4	Level 4
	EN 61000-4-6 (CS)	Level 3	Level 3	Level 3	Level 3	Level 3	Level 3	Level 3	Level 3	Level 3	Level 3	Level 3	Level 3	Level 3	Level 3
	EN 61000-4-8 (PFM)	Level 5	Level 5	Level 5	Level 5	Level 5	Level 5	Level 5	Level 5	Level 5	Level 5	Level 5	Level 5	Level 5	Level 5
	IEC 60068-2-27 (Shock)	■	■	■	■	■	■	■	■	■	■	■	■	■	■
	IEC 60068-2-32 (Freefall)	■	■	■	■	■	■	■	■	■	■	■	■	■	■
	IEC 60068-2-6 (Vibration)	■	■	■	■	■	■	■	■	■	■	■	■	■	■

SERIES		Industrial Media Converter Series													
MODEL		IMC201							IMC101						
Specifications	Appearance														
	Model	-M-SC	-M-ST	-S-SC-20	-S-SC-60	-W-SC-20-A	-W-SC-20-B	-SFP	-M-SC	-M-ST	-S-SC-20	-S-SC-60	-W-SC-20-A	-W-SC-20-B	-SFP
Ports	Port 1	1000TX	1000TX	1000TX	1000TX	1000TX	1000TX	1000TX	100TX	100TX	100TX	100TX	100TX	100TX	100TX
	Port 2	SC	ST	SC	SC	SC	SC	SFP	SC	ST	SC	SC	SC	SC	SFP
	Fiber type	MMF	MMF	SMF	SMF	SMF	SMF	Depends on SFP	MMF	MMF	SMF	SMF	SMF	SMF	Depends on SFP
	IEEE Standard	1000SX	1000SX	1000LX	1000SX	1000LX	1000LX	Depends on SFP	100FX	100FX	100FX	100FX	100FX	100FX	Depends on SFP
	Tx Wavelength	850nm	850nm	1310nm	1550nm	1550nm	1310nm	Depends on SFP	850nm	850nm	1310nm	1550nm	1550nm	1310nm	Depends on SFP
	Rx Wavelength	850nm	850nm	1310nm	1550nm	1310nm	1550nm	Depends on SFP	850nm	850nm	1310nm	1550nm	1310nm	1550nm	Depends on SFP
	Max Fiber Distance	550m	550m	20km	60km	20km	20km	Depends on SFP	550m	550m	20km	60km	20km	20km	Depends on SFP
Functionality	LFP	■	■	■	■	■	■	■	■	■	■	■	■	■	■
	Max frame size	9Kbytes	9Kbytes	9Kbytes	9Kbytes	9Kbytes	9Kbytes	9Kbytes	1600bytes	1600bytes	1600bytes	1600bytes	1600bytes	1600bytes	1600bytes
	Diagnostic LEDs	■	■	■	■	■	■	■	■	■	■	■	■	■	■
Physical	Operating Temperature	-40 to 75°C	-40 to 75°C	-40 to 75°C	-40 to 75°C	-40 to 75°C	-40 to 75°C	-40 to 75°C	-40 to 75°C	-40 to 75°C	-40 to 75°C	-40 to 75°C	-40 to 75°C	-40 to 75°C	-40 to 75°C
	Storage Temperature	-40 to 85°C	-40 to 85°C	-40 to 85°C	-40 to 85°C	-40 to 85°C	-40 to 85°C	-40 to 85°C	-40 to 85°C	-40 to 85°C	-40 to 85°C	-40 to 85°C	-40 to 85°C	-40 to 85°C	-40 to 85°C
	Operating Humidity	5 to 95%	5 to 95%	5 to 95%	5 to 95%	5 to 95%	5 to 95%	5 to 95%	5 to 95%	5 to 95%	5 to 95%	5 to 95%	5 to 95%	5 to 95%	5 to 95%
PoE	PoE-enabled														
	PoE Standard														
	PoE Voltage														
	PoE Pin Mode														
Physical	PSU type	External	External	External	External	External	External	External	External	External	External	External	External	External	External
	Power Method	12~57VDC	12~57VDC	12~57VDC	12~57VDC	12~57VDC	12~57VDC	12~57VDC	12~57VDC	12~57VDC	12~57VDC	12~57VDC	12~57VDC	12~57VDC	12~57VDC
Industrial	Ingress Protection Rating	IP30	IP30	IP30	IP30	IP30	IP30	IP30	IP30	IP30	IP30	IP30	IP30	IP30	IP30
	EN55022 (EMI)	Class A	Class A	Class A	Class A	Class A	Class A	Class A	Class A	Class A	Class A	Class A	Class A	Class A	Class A
	EN 61000-4-2 (ESD)	Level 4	Level 4	Level 4	Level 4	Level 4	Level 4	Level 4	Level 4	Level 4	Level 4	Level 4	Level 4	Level 4	Level 4
	EN 61000-4-3 (RS)	Level 3	Level 3	Level 3	Level 3	Level 3	Level 3	Level 3	Level 3	Level 3	Level 3	Level 3	Level 3	Level 3	Level 3
	EN 61000-4-4 (EFT)	Level 4	Level 4	Level 4	Level 4	Level 4	Level 4	Level 4	Level 4	Level 4	Level 4	Level 4	Level 4	Level 4	Level 4
	EN 61000-4-5 (Suge)	Level 4	Level 4	Level 4	Level 4	Level 4	Level 4	Level 4	Level 4	Level 4	Level 4	Level 4	Level 4	Level 4	Level 4
	EN 61000-4-6 (CS)	Level 3	Level 3	Level 3	Level 3	Level 3	Level 3	Level 3	Level 3	Level 3	Level 3	Level 3	Level 3	Level 3	Level 3
	EN 61000-4-8 (PFM)	Level 5	Level 5	Level 5	Level 5	Level 5	Level 5	Level 5	Level 5	Level 5	Level 5	Level 5	Level 5	Level 5	Level 5
	IEC 60068-2-27 (Shock)	■	■	■	■	■	■	■	■	■	■	■	■	■	■
	IEC 60068-2-32 (Freefall)	■	■	■	■	■	■	■	■	■	■	■	■	■	■
	IEC 60068-2-6 (Vibration)	■	■	■	■	■	■	■	■	■	■	■	■	■	■

HYNANET TECHNOLOGY

Industrial Switches

Hi-Net industrial switches products line is abundant to meet harsh environment like used for electric power solution, transports solution, mining solution and sewage treatment control system, etc. With basic industrial request like working temp range at -40 to 75 degree, drop test, shock test, vibration test, high-ESD level, etc. Hi-Net industrial switches can also supply some unique request like M12 connectors, IP67 water-proof, Ultra-PoE and normal PoE ports for powered end requests.

IP67 Water-proof Industrial PoE Switch

The IWS1900 Series is a high performance L2+ Managed Ethernet Switch with 8 x10/100/1000TX M12 Copper ports with 8 PoE and 2 x1000FX LC Fiber Ports, which meets the high reliability requirements demanded by industrial rolling stock applications. It provides L2 wire speed and advanced security function for network aggregation deployment. It delivers enhanced ring recovery less than 20ms in single ring. The IWS-1900 Series is designed to meet witch critical network environment with IP67 aluminum enclosure and M12 connectors for water proof. It is best for railway in train/track side, vehicle and mining applications. For more usage flexibilities, IWS1900 Series supports wide operating temperature from -40~+75℃.

SERIES		IP67 Water-Proof Series				M12 Connector Series			
MODEL		IWS1608F2-8P-M12	IWS1008F2-8P-M12	IWS1608F2-M12	IWS1008F2-M12	IS1608F2-8P-M12	IS1008F2-8P-M12	IS1608F2-M12	IS1008F2-M12
Specifications / Appearance									
Attributes	10/100 Mbps M12 Ports		8		8		8		8
	10/100/1000 Mbps M12 Ports	8		8		8		8	
	1 Gbps LC Fiber Ports	2	2	2	2	2	2	2	2
	Power, Link/Act, PoE LED	■	■	■	■	■	■	■	■
Performance	Switching Capacity	20 Gbps	5.6 Gbps	20 Gbps	5.6 Gbps	20 Gbps	5.6 Gbps	20 Gbps	5.6 Gbps
	Forwarding Capacity	14.88 Mpps	4.17 Mpps	14.88 Mpps	4.17 Mpps	14.88 Mpps	4.17 Mpps	14.88 Mpps	4.17 Mpps
	Store and Forward	■	■	■	■	■	■	■	■
	Packet Buffer Memory	2 Mbit	1 Mbit	2 Mbit	1 Mbit	2 Mbit	1 Mbit	2 Mbit	1 Mbit
	MAC Address Table	16K	8K	16K	8K	16K	8K	16K	8K
	PoE Budget	120W	120W			120W	120W		
Physical	Dimensions	200 x 110 x 90 mm	200 x 110 x 90 mm	200 x 110 x 90 mm	200 x 110 x 90 mm	200 x 110 x 90 mm	200 x 110 x 90 mm	200 x 110 x 90 mm	200 x 110 x 90 mm
	Operating Temperature	-40 to 75℃	-40 to 75℃	-40 to 75℃	-40 to 75℃	-40 to 75℃	-40 to 75℃	-40 to 75℃	-40 to 75℃
	Storage Temperature	-40 to 85℃	-40 to 85℃	-40 to 85℃	-40 to 85℃	-40 to 85℃	-40 to 85℃	-40 to 85℃	-40 to 85℃
	Operating Humidity	5 to 95% Noncondensing	5 to 95% Noncondensing	5 to 95% Noncondensing	5 to 95% Noncondensing	5 to 95% Noncondensing	5 to 95% Noncondensing	5 to 95% Noncondensing	5 to 95% Noncondensing
	Power Method	+44~+57VDC	+44~+57VDC	+12~+57VDC	+12~+57VDC	+44~+57VDC	+44~+57VDC	+12~+57VDC	+12~+57VDC
	Max. Power Consumption	135W (with PoE) 15W (without PoE)	135W (with PoE) 15W (without PoE)	15W	15W	135W (with PoE) 15W (without PoE)	135W (with PoE) 15W (without PoE)	15W	15W
PoE	PoE Interfaces	Ports 1-8	Ports 1-8			Ports 1-8	Ports 1-8		
	PoE Standard	802.3af, 802.3at	802.3af, 802.3at			802.3af, 802.3at	802.3af, 802.3at		
	Max. PoE Wattage per Port	30W	30W			30W	30W		
	PoE Voltage	52VDC	52VDC			52VDC	52VDC		
	PoE Pin Assignment	V- (RJ45 Pin1,2), V+ (RJ45 Pin 3,6)	V- (RJ45 Pin1,2), V+ (RJ45 Pin 3,6)			V- (RJ45 Pin1,2), V+ (RJ45 Pin 3,6)	V- (RJ45 Pin1,2), V+ (RJ45 Pin 3,6)		
Industrial	Ingress Protection Rating	IP67	IP67	IP67	IP67	IP30	IP30	IP30	IP30
	EN55022 (EMI)	Class A	Class A	Class A	Class A	Class A	Class A	Class A	Class A
	EN 61000-4-2 (ESD)	Level 4	Level 4	Level 4	Level 4	Level 4	Level 4	Level 4	Level 4
	EN 61000-4-3 (RS)	Level 3	Level 3	Level 3	Level 3	Level 3	Level 3	Level 3	Level 3
	EN 61000-4-4 (EFT)	Level 4	Level 4	Level 4	Level 4	Level 4	Level 4	Level 4	Level 4
	EN 61000-4-5 (Suge)	Level 4	Level 4	Level 4	Level 4	Level 4	Level 4	Level 4	Level 4
	EN 61000-4-6 (CS)	Level 3	Level 3	Level 3	Level 3	Level 3	Level 3	Level 3	Level 3
	EN 61000-4-8 (PFM)	Level 5	Level 5	Level 5	Level 5	Level 5	Level 5	Level 5	Level 5
	IEC 60068-2-27 (Shock)	■	■	■	■	■	■	■	■
	IEC 60068-2-32 (Freefall)	■	■	■	■	■	■	■	■
	IEC 60068-2-6 (Vibration)	■	■	■	■	■	■	■	■

SERIES		M12 POE Switch Series		Din-Rail Industrial PoE Switch Series					Rack Industrial PoE Switch Series						
MODEL		IWS1908F2-8P-M12	IS1908F2-8P-M12	IDS1908F8-8P	IDS1908F4-8P	IDS1904F4-4P	IDS1308F2-8P	IDS1304F2-4P	IRS5024F4-24P	IRS5016F4-16P	IRS3024F4-16P	IRS3016F4-16P	IRS2924F4-24P	IRS2916F2-16P	IRS2908F16-8P
Specifications	Appearance														
Attributes	10/100 Mbps RJ45 Ports						8	4							
	10/100/1000 Mbps RJ45 Ports			8	8	4			24	16	24	16	8	16	8
	10/100/1000 Mbps M12 Ports	8	8												
	1Gbps LC Fiber Ports	2	2												
	1 Gbps SFP Ports			8	4	4	2	2			4	4	4(combo)	2(combo)	16
	10 Gbps SFP Ports								4	4					
	Console Port (RJ45)	1	1	1	1	1	1	1	1	1	1	1	1	1	1
	Power, Link/Act, PoE LED	■	■	■	■	■	■	■	■	■	■	■	■	■	■
Performance	Switching Capacity	20 Gbps	20 Gbps	32 Gbps	24 Gbps	16 Gbps	5.6 Gbps	4.8 Gbps	128 Gbps	112 Gbps	56 Gbps	40 Gbps	48 Gbps	32 Gbps	48 Gbps
	Forwarding Capacity	14.88 Mpps	14.88 Mpps	23.8 Mpps	17.86 Mpps	11.9 Mpps	4.17 Mpps	3.57 Mpps	95.2 Mpps	83.3 Mpps	41.7 Mpps	29.76 Mpps	35.7 Mpps	23.8 Mpps	35.7 Mpps
	Store and Forward	■	■	■	■	■	■	■	■	■	■	■	■	■	■
	Packet Buffer Memory	4.1 Mbit	4.1 Mbit	4.1 Mbit	4.1 Mbit	4.1 Mbit	4.1 Mbit	4.1 Mbit	12 Mbit	12 Mbit	12 Mbit	4.1 Mbit	4.1 Mbit	4.1 Mbit	4.1 Mbit
	RAM for CPU	256 Mbit	256 Mbit	256 Mbit	256 Mbit	256 Mbit	256 Mbit	256 Mbit	1 Gbit	1 Gbit	1 Gbit	1 Gbit	256 Mbps	256 Mbps	256 Mbps
	Flash Memory	32 Mbit	32 Mbit	32 Mbit	32 Mbit	32 Mbit	32 Mbit	32 Mbit	512 Mbit	128 Mbit	512 Mbit	128 Mbit	32 Mbit	32 Mbit	32 Mbit
	MAC Address Table	8K	8K	8K	8K	8K	8K	8K	16K	16K	16K	8K	8K	8K	8K
	Max. Jumbo Frame size	16K	16K	16K	16K	16K	16K	16K	9K	9K	9K	16K	16K	16K	16K
	VLAN Quantity	4K	4K	4K	4K	4K	4K	4K	4K	4K	4K	4K	4K	4K	4K
	ACL Table	512	512	512	512	512	512	512	512	512	512	512	512	512	512
	L3 Interface	32	32	32	32	32	32	32	32	32	32	32	32	32	32
	Port Queues	8	8	8	8	8	8	8	8	8	8	8	8	8	8
	PoE Budget	120W	120W	120W	120W	120W	120W	120W	430W	250W	430W	250W	430W	250W	240W
Physical	Dimensions	200 x 110 x 90 mm	200 x 110 x 90 mm	160 x 138 x 60 mm	140 x 138 x 60 mm	140 x 138 x 60 mm	140 x 138 x 60 mm	140 x 138 x 60 mm	440 x 350 x 44 mm	440 x 350 x 44 mm	440 x 350 x 44 mm	440 x 350 x 44 mm	440 x 350 x 44 mm	440 x 350 x 44 mm	440 x 350 x 44 mm
	Operating Temperature	-40 to 75℃	-40 to 75℃	-40 to 75℃	-40 to 75℃	-40 to 75℃	-40 to 75℃	-40 to 75℃	-40 to 75℃	-40 to 75℃	-40 to 75℃	-40 to 75℃	-40 to 75℃	-40 to 75℃	-40 to 75℃
	Storage Temperature	-40 to 85℃	-40 to 85℃	-40 to 85℃	-40 to 85℃	-40 to 85℃	-40 to 85℃	-40 to 85℃	-40 to 85℃	-40 to 85℃	-40 to 85℃	-40 to 85℃	-40 to 85℃	-40 to 85℃	-40 to 85℃
	Operating Humidity	5 to 95% Noncondensing	5 to 95% Noncondensing	5 to 95% Noncondensing	5 to 95% Noncondensing	5 to 95% Noncondensing	5 to 95% Noncondensing	5 to 95% Noncondensing	5 to 95% Noncondensing	5 to 95% Noncondensing	5 to 95% Noncondensing	5 to 95% Noncondensing	5 to 95% Noncondensing	5 to 95% Noncondensing	5 to 95% Noncondensing
	Power Method	+44 - +57VDC	+44 - +57VDC	+44 - +57VDC	+44 - +57VDC	+44 - +57VDC	+44 - +57VDC	+44 - +57VDC	100-240VAC, 50/60Hz	100-240VAC, 50/60Hz	100-240VAC, 50/60Hz	100-240VAC, 50/60Hz	100-240VAC, 50/60Hz	100-240VAC, 50/60Hz	100-240VAC, 50/60Hz
	Max. Power Consumption	Including PoE Output: 135W Excluding PoE Output: 15W	Including PoE Output: 135W Excluding PoE Output: 15W	Including PoE Output: 140W Excluding PoE Output: 20W	Including PoE Output: 135W Excluding PoE Output: 15W	Including PoE Output: 135W Excluding PoE Output: 15W	Including PoE Output: 135W Excluding PoE Output: 15W	Including PoE Output: 135W Excluding PoE Output: 15W	Including PoE Output: 450W Excluding PoE Output: 20W	Including PoE Output: 270W Excluding PoE Output: 20W	Including PoE Output: 450W Excluding PoE Output: 20W	Including PoE Output: 270W Excluding PoE Output: 15W	Including PoE Output: 450W Excluding PoE Output: 20W	Including PoE Output: 270W Excluding PoE Output: 15W	Including PoE Output: 270W Excluding PoE Output: 30W
PoE	PoE Interfaces	Ports 1-8	Ports 1-8	Ports 1-8	Ports 1-8	Ports 1-4	Ports 1-8	Ports 1-4	Ports 1-24	Ports 1-16	Ports 1-24	Ports 1-16	Ports 1-24	Ports 1-16	Ports 1-8
	PoE Standard	IEEE802.3af, IEEE802.3at	IEEE802.3af, IEEE802.3at	IEEE802.3af, IEEE802.3at	IEEE802.3af, IEEE802.3at	IEEE802.3af, IEEE802.3at	IEEE802.3af, IEEE802.3at	IEEE802.3af, IEEE802.3at	IEEE802.3af, IEEE802.3at	IEEE802.3af, IEEE802.3at	IEEE802.3af, IEEE802.3at	IEEE802.3af, IEEE802.3at	IEEE802.3af, IEEE802.3at	IEEE802.3af, IEEE802.3at	IEEE802.3af, IEEE802.3at
	Max. PoE Wattage per Port	30W	30W	30W	30W	30W	30W	30W	30W	30W	30W	30W	30W	30W	30W
	PoE Voltage	52VDC	52VDC	52VDC	52VDC	52VDC	52VDC	52VDC	52VDC	52VDC	52VDC	52VDC	52VDC	52VDC	52VDC
	PoE Pin Assignment	V- (RJ45 Pin1,2), V+ (RJ45 Pin 3,6)	V- (RJ45 Pin1,2), V+ (RJ45 Pin 3,6)	V- (RJ45 Pin1,2), V+ (RJ45 Pin 3,6)	V- (RJ45 Pin1,2), V+ (RJ45 Pin 3,6)	V- (RJ45 Pin1,2), V+ (RJ45 Pin 3,6)	V- (RJ45 Pin1,2), V+ (RJ45 Pin 3,6)	V- (RJ45 Pin1,2), V+ (RJ45 Pin 3,6)	V- (RJ45 Pin1,2), V+ (RJ45 Pin 3,6)	V- (RJ45 Pin1,2), V+ (RJ45 Pin 3,6)	V- (RJ45 Pin1,2), V+ (RJ45 Pin 3,6)	V- (RJ45 Pin1,2), V+ (RJ45 Pin 3,6)	V- (RJ45 Pin1,2), V+ (RJ45 Pin 3,6)	V- (RJ45 Pin1,2), V+ (RJ45 Pin 3,6)	V- (RJ45 Pin1,2), V+ (RJ45 Pin 3,6)
	PoE Status View	■	■	■	■	■	■	■	■	■	■	■	■	■	■
	PoE Schedule	■	■	■	■	■	■	■	■	■	■	■	■	■	■
	PD Alive Auto Check	■	■	■	■	■	■	■	■	■	■	■	■	■	■
Port Configuration	Enable and Disable	■	■	■	■	■	■	■	■	■	■	■	■	■	■
	Auto-Negotiation	■	■	■	■	■	■	■	■	■	■	■	■	■	■
	Flow Control	■	■	■	■	■	■	■	■	■	■	■	■	■	■
	Storm Control	■	■	■	■	■	■	■	■	■	■	■	■	■	■
	Port Mirroring	■	■	■	■	■	■	■	■	■	■	■	■	■	■
	Rate Limit	■	■	■	■	■	■	■	■	■	■	■	■	■	■
	Link Aggregation	■	■	■	■	■	■	■	■	■	■	■	■	■	■
	Aggregation Strategy	■	■	■	■	■	■	■	■	■	■	■	■	■	■
	Port Protection	■	■	■	■	■	■	■	■	■	■	■	■	■	■
VLAN Configuration	VLAN Based on 802.1Q	■	■	■	■	■	■	■	■	■	■	■	■	■	■
	MAC-Based VLAN	■	■	■	■	■	■	■	■	■	■	■	■	■	■
	IP-Based VLAN	■	■	■	■	■	■	■	■	■	■	■	■	■	■
	Protocol-Based VLAN	■	■	■	■	■	■	■	■	■	■	■	■	■	■
	Voice VLAN	■	■	■	■	■	■	■	■	■	■	■	■	■	■
	Guest VLAN	■	■	■	■	■	■	■				■	■	■	■
	Private VLAN	■	■	■	■	■	■	■	■	■	■	■	■	■	■
	VLAN Mapping	■	■	■	■	■	■	■				■	■	■	■
	Double VLAN Markup	■	■	■	■	■	■	■				■	■	■	■

To be continued

	MODEL	IWS1908F2-8P-M12	IS1908F2-8P-M12	IDS1908F8-8P	IDS1908F4-8P	IDS1904F4-4P	IDS1308F2-8P	IDS1304F2-4P	IRS5024F4-24P	IRS5016F4-16P	IRS3024F4-16P	IRS3016F4-16P	IRS2924F4-24P	IRS2916F2-16P	IRS2908F16-8P
MAC Config	MAC Address Table Management	■	■	■	■	■	■	■	■	■	■	■	■	■	■
	Static MAC Address	■	■	■	■	■	■	■	■	■	■	■	■	■	■
	MAC Address Binding	■	■	■	■	■	■	■	■	■	■	■	■	■	■
	MAC Address Filter	■	■	■	■	■	■	■	■	■	■	■	■	■	■
	MAC Quantity Limitation	■	■	■	■	■	■	■	■	■	■	■	■	■	■
Reliability Prot	STP/RSTP/MSTP	■	■	■	■	■	■	■	■	■	■	■	■	■	■
	BPDU Guard & Filter	■	■	■	■	■	■	■	■	■	■	■	■	■	■
	Port Loop Detection	■	■	■	■	■	■	■	■	■	■	■	■	■	■
	EAPS Protocol	■	■	■	■	■	■	■	■	■	■	■	■	■	■
	LLDP Protocol	■	■	■	■	■	■	■	■	■	■	■	■	■	■
	UDLD Protocol	■	■	■	■	■	■	■	■	■	■	■	■	■	■
Multicast	Static Multicast MAC Address	■	■	■	■	■	■	■	■	■	■	■	■	■	■
	IGMP SNOOPING	■	■	■	■	■	■	■	■	■	■	■	■	■	■
	MVR	■	■	■	■	■	■	■	■	■	■	■	■	■	■
	GMRP	■	■	■	■	■	■	■	■	■	■	■	■	■	■
ACL	Based on Standard IP	■	■	■	■	■	■	■	■	■	■	■	■	■	■
	Based on Extend IP	■	■	■	■	■	■	■	■	■	■	■	■	■	■
	Based on MAC IP	■	■	■	■	■	■	■	■	■	■	■	■	■	■
	Based on MAC ARP	■	■	■	■	■	■	■	■	■	■	■	■	■	■
	Based on time	■	■	■	■	■	■	■	■	■	■	■	■	■	■
	Port Filtering	■	■	■	■	■	■	■	■	■	■	■	■	■	■
QOS	Sorting Based on Port	■	■	■	■	■	■	■	■	■	■	■	■	■	■
	Sorting Based on 802.1p	■	■	■	■	■	■	■	■	■	■	■	■	■	■
	Sorting Based on DSCP(DiffServ)	■	■	■	■	■	■	■	■	■	■	■	■	■	■
	Sorting Based on ACL Data Flow	■	■	■	■	■	■	■					■	■	■
Security	Start / end TELNET, WEB, SNMP	■	■	■	■	■	■	■	■	■	■	■	■	■	■
	TELNET, WEB, SNMP binding with ACL	■	■	■	■	■	■	■	■	■	■	■	■	■	■
	Control the number of user for TELNET	■	■	■	■	■	■	■	■	■	■	■	■	■	■
	CPU Protect	■	■	■	■	■	■	■	■	■	■	■	■	■	■
	IP-MAC Address Binding	■	■	■	■	■	■	■	■	■	■	■	■	■	■
	802.1x protocol	■	■	■	■	■	■	■	■	■	■	■	■	■	■
	RADIUS protocol	■	■	■	■	■	■	■	■	■	■	■	■	■	■
	802.1x guest VLAN	■	■	■	■	■	■	■	■	■	■	■	■	■	■
	DHCP SNOOPING	■	■	■	■	■	■	■	■	■	■	■	■	■	■
	Prevent ARP Spoofing	■	■	■	■	■	■	■	■	■	■	■	■	■	■
Management Feature	Host Routing	■	■	■	■	■	■	■	■	■	■	■	■	■	■
	CLI Management (Console, Telnet)	■	■	■	■	■	■	■	■	■	■	■	■	■	■
	WEB Management	■	■	■	■	■	■	■	■	■	■	■	■	■	■
	SNMP Management	■	■	■	■	■	■	■	■	■	■	■	■	■	■
	Private MIB	■	■	■	■	■	■	■	■	■	■	■	■	■	■
	Multi-user management	■	■	■	■	■	■	■	■	■	■	■	■	■	■
	Show CPU/RAM Utilization	■	■	■	■	■	■	■	■	■	■	■	■	■	■
	Log Management	■	■	■	■	■	■	■	■	■	■	■	■	■	■
	RMON	■	■	■	■	■	■	■					■	■	■
	Configuration Download / Upload	■	■	■	■	■	■	■	■	■	■	■	■	■	■
	Upgrade Firmware	■	■	■	■	■	■	■	■	■	■	■	■	■	■
	SNTP	■	■	■	■	■	■	■	■	■	■	■	■	■	■
Industrial	Ingress Protection Rating	IP67	IP30	IP30	IP30	IP30	IP30	IP30	IP30	IP30	IP30	IP30	IP30	IP30	IP30
	EN55022 (EMI)	Class A	Class A	Class A	Class A	Class A	Class A	Class A	Class A	Class A	Class A	Class A	Class A	Class A	Class A
	EN 61000-4-2 (ESD)	Level 4	Level 4	Level 4	Level 4	Level 4	Level 4	Level 4	Level 4	Level 4	Level 4	Level 4	Level 4	Level 4	Level 4
	EN 61000-4-3 (RS)	Level 3	Level 3	Level 3	Level 3	Level 3	Level 3	Level 3	Level 3	Level 3	Level 3	Level 3	Level 3	Level 3	Level 3
	EN 61000-4-4 (EFT)	Level 4	Level 4	Level 4	Level 4	Level 4	Level 4	Level 4	Level 4	Level 4	Level 4	Level 4	Level 4	Level 4	Level 4
	EN 61000-4-5 (Suge)	Level 4	Level 4	Level 4	Level 4	Level 4	Level 4	Level 4	Level 4	Level 4	Level 4	Level 4	Level 4	Level 4	Level 4
	EN 61000-4-6 (CS)	Level 3	Level 3	Level 3	Level 3	Level 3	Level 3	Level 3	Level 3	Level 3	Level 3	Level 3	Level 3	Level 3	Level 3
	EN 61000-4-8 (PFM)	Level 5	Level 5	Level 5	Level 5	Level 5	Level 5	Level 5	Level 5	Level 5	Level 5	Level 5	Level 5	Level 5	Level 5
	IEC 60068-2-27 (Shock)	■	■	■	■	■	■	■	■	■	■	■	■	■	■
	IEC 60068-2-32 (Freefall)	■	■	■	■	■	■	■	■	■	■	■	■	■	■
	IEC 60068-2-6 (Vibration)	■	■	■	■	■	■	■	■	■	■	■	■	■	■

SERIES		EN50155 Industrial Switch Series		Din-Rail Industrial Switch Series					Rack Industrial Switch Series						
MODEL		IWS1908F2-M12	IS1908F2-M12	IDS1908F8	IDS1908F4	IDS1904F4	IDS1308F2	IDS1304F2	IRS5024F4	IRS5016F4	IRS3024F4	IRS3016F4	IRS2924F4	IRS2916F2	IRS2908F16
Appearance / Specifications															
Attributes	10/100 Mbps RJ45 Ports						8	4							
	10/100/1000 Mbps RJ45 Ports			8	8	4			24	16	24	16	24	16	8
	10/100/1000 Mbps M12 Ports	8	8												
	1Gbps LC Fiber Ports	2	2												
	1 Gbps SFP Ports			8	4	4	2	2			4	4	4(combo)	2(combo)	16
	10 Gbps SFP Ports								4	4					
	Console Port (RJ45)	1	1	1	1	1	1	1	1	1	1	1	1	1	1
	Power, Link/Act, PoE LED	■	■	■	■	■	■	■	■	■	■	■	■	■	■
Performance	Switching Capacity	20 Gbps	20 Gbps	32 Gbps	24 Gbps	16 Gbps	5.6 Gbps	4.8 Gbps	128 Gbps	112 Gbps	56 Gbps	40 Gbps	48 Gbps	32 Gbps	48 Gbps
	Forwarding Capacity	14.88 Mpps	14.88 Mpps	23.8 Mpps	17.86 Mpps	11.9 Mpps	4.17 Mpps	3.57 Mpps	95.2 Mpps	83.3 Mpps	41.7 Mpps	29.76 Mpps	35.7 Mpps	23.8 Mpps	35.7 Mpps
	Store and Forward	■	■	■	■	■	■	■	■	■	■	■	■	■	■
	Packet Buffer Memory	4.1 Mbit	4.1 Mbit	4.1 Mbit	4.1 Mbit	4.1 Mbit	4.1 Mbit	4.1 Mbit	12 Mbit	12 Mbit	12 Mbit	4.1 Mbit	4.1 Mbit	4.1 Mbit	4.1 Mbit
	RAM for CPU	256 Mbit	256 Mbit	256 Mbit	256 Mbit	256 Mbit	256 Mbit	256 Mbit	1 Gbit	1 Gbit	1 Gbit	1 Gbit	256 Mbps	256 Mbps	256 Mbps
	Flash Memory	32 Mbit	32 Mbit	32 Mbit	32 Mbit	32 Mbit	32 Mbit	32 Mbit	512 Mbit	512Mbit	512 Mbit	512 Mbit	32 Mbit	32 Mbit	32 Mbit
	MAC Address Table	8K	8K	8K	8K	8K	8K	8K	16K	16K	16K	16K	8K	8K	8K
	Max. Jumbo Frame size	16K	16K	16K	16K	16K	16K	16K	16K	16K	16K	16K	16K	16K	16K
	VLAN Quantity	4K	4K	4K	4K	4K	4K	4K	4K	4K	4K	4K	4K	4K	4K
	ACL Table	512	512	512	512	512	512	512	512	512	512	512	512	512	512
	L3 Interface	32	32	32	32	32	32	32	32	32	32	32	32	32	32
	Port Queues	8	8	8	8	8	8	8	8	8	8	8	8	8	8
Physical	Dimensions	200 x 110 x 90 mm	200 x 110 x 90 mm	165x 138 x 60 mm	140 x 138 x 60 mm	140 x 138 x 60 mm	140 x 138 x 60 mm	140 x 138 x 60 mm	440 x 350 x 44 mm	440 x 350 x 44 mm	440 x 350 x 44 mm	440 x 350 x 44 mm	440 x 350 x 44 mm	440 x 350 x 44 mm	440 x 350 x 44 mm
	Operating Temperature	-40 to 75℃	-40 to 75℃	-40 to 75℃	-40 to 75℃	-40 to 75℃	-40 to 75℃	-40 to 75℃	-40 to 75℃	-40 to 75℃	-40 to 75℃	-40 to 75℃	-40 to 75℃	-40 to 75℃	-40 to 75℃
	Storage Temperature	-40 to 85℃	-40 to 85℃	-40 to 85℃	-40 to 85℃	-40 to 85℃	-40 to 85℃	-40 to 85℃	-40 to 85℃	-40 to 85℃	-40 to 85℃	-40 to 85℃	-40 to 85℃	-40 to 85℃	-40 to 85℃
	Operating Humidity	5 to 95% Noncondensing	5 to 95% Noncondensing	5 to 95% Noncondensing	5 to 95% Noncondensing	5 to 95% Noncondensing	5 to 95% Noncondensing	5 to 95% Noncondensing	5 to 95% Noncondensing	5 to 95% Noncondensing	5 to 95% Noncondensing	5 to 95% Noncondensing	5 to 95% Noncondensing	5 to 95% Noncondensing	5 to 95% Noncondensing
	Power Method	+12~+57VDC	+12~+57VDC	+12~+57VDC	+12~+57VDC	+12~+57VDC	+12~+57VDC	+12~+57VDC	100-240VAC, 50/60Hz	100-240VAC, 50/60Hz	100-240VAC, 50/60Hz	100-240VAC, 50/60Hz	100-240VAC, 50/60Hz	100-240VAC, 50/60Hz	100-240VAC, 50/60Hz
Port Configuration	Enable and Disable	■	■	■	■	■	■	■	■	■	■	■	■	■	■
	Auto-Negotiation	■	■	■	■	■	■	■	■	■	■	■	■	■	■
	Flow Control	■	■	■	■	■	■	■	■	■	■	■	■	■	■
	Storm Control	■	■	■	■	■	■	■	■	■	■	■	■	■	■
	Port Mirroring	■	■	■	■	■	■	■	■	■	■	■	■	■	■
	Rate Limit	■	■	■	■	■	■	■	■	■	■	■	■	■	■
	Link Aggregation	■	■	■	■	■	■	■	■	■	■	■	■	■	■
	Aggregation Strategy	■	■	■	■	■	■	■	■	■	■	■	■	■	■
	Port Protection	■	■	■	■	■	■	■	■	■	■	■	■	■	■
VLAN Configuration	VLAN Based on 802.1Q	■	■	■	■	■	■	■	■	■	■	■	■	■	■
	MAC-Based VLAN	■	■	■	■	■	■	■	■	■	■	■	■	■	■
	IP-Based VLAN	■	■	■	■	■	■	■	■	■	■	■	■	■	■
	Protocol-Based VLAN	■	■	■	■	■	■	■	■	■	■	■	■	■	■
	Voice VLAN	■	■	■	■	■	■	■					■	■	■
	Guest VLAN	■	■	■	■	■	■	■	■	■	■	■	■	■	■
	Private VLAN	■	■	■	■	■	■	■	■	■	■	■	■	■	■
	VLAN Mapping	■	■	■	■	■	■	■					■	■	■
	Double VLAN Markup	■	■	■	■	■	■	■					■	■	■
MAC Config	MAC Address Table Management	■	■	■	■	■	■	■	■	■	■	■	■	■	■
	Static MAC Address	■	■	■	■	■	■	■	■	■	■	■	■	■	■
	MAC Address Binding	■	■	■	■	■	■	■	■	■	■	■	■	■	■
	MAC Address Filter	■	■	■	■	■	■	■	■	■	■	■	■	■	■
	MAC Quantity Limitation	■	■	■	■	■	■	■	■	■	■	■	■	■	■
Reliability Protocol	STP/RSTP/MSTP	■	■	■	■	■	■	■	■	■	■	■	■	■	■
	BPDU Guard & Filter	■	■	■	■	■	■	■	■	■	■	■	■	■	■
	Port Loop Detection	■	■	■	■	■	■	■	■	■	■	■	■	■	■
	EAPS Protocol	■	■	■	■	■	■	■	■	■	■	■	■	■	■
	LLDP Protocol	■	■	■	■	■	■	■	■	■	■	■	■	■	■
	UDLD Protocol	■	■	■	■	■	■	■	■	■	■	■	■	■	■

To be continued

	MODEL	IWS1908F2-M12	IS1908F2-M12	IDS1908F8	IDS1908F4	IDS1904F4	IDS1308F2	IDS1304F2	IRS5024F4	IRS5016F4	IRS3024F4	IRS3016F4	IRS2924F4	IRS2916F2	IRS2908F16
Multicast	Static Multicast MAC Address	■	■	■	■	■	■	■	■	■	■	■	■	■	■
	IGMP SNOOPING	■	■	■	■	■	■	■	■	■	■	■	■	■	■
	MVR	■	■	■	■	■	■	■	■	■	■	■	■	■	■
	GMRP	■	■	■	■	■	■	■	■	■	■	■	■	■	■
ACL	Based on Standard IP	■	■	■	■	■	■	■	■	■	■	■	■	■	■
	Based on Extend IP	■	■	■	■	■	■	■	■	■	■	■	■	■	■
	Based on MAC IP	■	■	■	■	■	■	■	■	■	■	■	■	■	■
	Based on MAC ARP	■	■	■	■	■	■	■	■	■	■	■	■	■	■
	Based on time	■	■	■	■	■	■	■	■	■	■	■	■	■	■
	Port Filtering	■	■	■	■	■	■	■	■	■	■	■	■	■	■
QOS	Sorting Based on Port	■	■	■	■	■	■	■	■	■	■	■	■	■	■
	Sorting Based on 802.1p	■	■	■	■	■	■	■	■	■	■	■	■	■	■
	Sorting Based on DSCP(DiffServ)	■	■	■	■	■	■	■	■	■	■	■	■	■	■
	Sorting Based on ACL Data Flow	■	■	■	■	■	■	■					■	■	■
Security	Start / end TELNET, WEB, SNMP	■	■	■	■	■	■	■	■	■	■	■	■	■	■
	TELNET, WEB, SNMP binding with ACL	■	■	■	■	■	■	■	■	■	■	■	■	■	■
	Control the number of user for TELNET	■	■	■	■	■	■	■	■	■	■	■	■	■	■
	CPU Protect	■	■	■	■	■	■	■	■	■	■	■	■	■	■
	IP-MAC Address Binding	■	■	■	■	■	■	■	■	■	■	■	■	■	■
	802.1x protocol	■	■	■	■	■	■	■	■	■	■	■	■	■	■
	RADIUS protocol	■	■	■	■	■	■	■	■	■	■	■	■	■	■
	802.1x guest VLAN	■	■	■	■	■	■	■	■	■	■	■	■	■	■
	DHCP SNOOPING	■	■	■	■	■	■	■	■	■	■	■	■	■	■
	Prevent ARP Spoofing	■	■	■	■	■	■	■	■	■	■	■	■	■	■
Management Feature	Host Routing	■	■	■	■	■	■	■	■	■	■	■	■	■	■
	CLI Management (Console, Telnet)	■	■	■	■	■	■	■	■	■	■	■	■	■	■
	WEB Management	■	■	■	■	■	■	■	■	■	■	■	■	■	■
	SNMP Management	■	■	■	■	■	■	■	■	■	■	■	■	■	■
	Private MIB	■	■	■	■	■	■	■	■	■	■	■	■	■	■
	Multi-user management	■	■	■	■	■	■	■	■	■	■	■	■	■	■
	Show CPU/RAM Utilization	■	■	■	■	■	■	■	■	■	■	■	■	■	■
	Log Management	■	■	■	■	■	■	■	■	■	■	■	■	■	■
	RMON	■	■	■	■	■	■	■					■	■	■
	Configuration Download / Upload	■	■	■	■	■	■	■	■	■	■	■	■	■	■
	Upgrade Firmware	■	■	■	■	■	■	■	■	■	■	■	■	■	■
	SNTP	■	■	■	■	■	■	■	■	■	■	■	■	■	■
Tools	PING	■	■	■	■	■	■	■	■	■	■	■	■	■	■
	TRACEROUTE	■	■	■	■	■	■	■	■	■	■	■	■	■	■
	TELNET Client	■	■	■	■	■	■	■	■	■	■	■	■	■	■
Industrial	Ingress Protection Rating	IP67	IP30	IP30	IP30	IP30	IP30	IP30	IP30	IP30	IP30	IP30	IP30	IP30	IP30
	EN55022 (EMI)	Class A	Class A	Class A	Class A	Class A	Class A	Class A	Class A	Class A	Class A	Class A	Class A	Class A	Class A
	EN 61000-4-2 (ESD)	Level 4	Level 4	Level 4	Level 4	Level 4	Level 4	Level 4	Level 4	Level 4	Level 4	Level 4	Level 4	Level 4	Level 4
	EN 61000-4-3 (RS)	Level 3	Level 3	Level 3	Level 3	Level 3	Level 3	Level 3	Level 3	Level 3	Level 3	Level 3	Level 3	Level 3	Level 3
	EN 61000-4-4 (EFT)	Level 4	Level 4	Level 4	Level 4	Level 4	Level 4	Level 4	Level 4	Level 4	Level 4	Level 4	Level 4	Level 4	Level 4
	EN 61000-4-5 (Suge)	Level 4	Level 4	Level 4	Level 4	Level 4	Level 4	Level 4	Level 4	Level 4	Level 4	Level 4	Level 4	Level 4	Level 4
	EN 61000-4-6 (CS)	Level 3	Level 3	Level 3	Level 3	Level 3	Level 3	Level 3	Level 3	Level 3	Level 3	Level 3	Level 3	Level 3	Level 3
	EN 61000-4-8 (PFM)	Level 5	Level 5	Level 5	Level 5	Level 5	Level 5	Level 5	Level 5	Level 5	Level 5	Level 5	Level 5	Level 5	Level 5
	IEC 60068-2-27 (Shock)	■	■	■	■	■	■	■	■	■	■	■	■	■	■
	IEC 60068-2-32 (Freefall)	■	■	■	■	■	■	■	■	■	■	■	■	■	■
	IEC 60068-2-6 (Vibration)	■	■	■	■	■	■	■	■	■	■	■	■	■	■

SERIES		Unmanaged Industrial PoE Switch Series							Unmanaged Industrial PoE Switch Series						
MODEL		IDS1608F2-8P	IDS1608-8P	IDS1606F2-4P	IDS1604F2-4P	IDS1605-4P	IDS1604F1-4P	IDS1602F1-2P	IDS1008F2-8P	IDS1008-8P	IDS1006F2-4P	IDS1004F2-4P	IDS1005-4P	IDS1004F1-4P	IDS1002F1-2P
Specifications	Appearance														
Attributes	10/100 Mbps RJ45 Ports								8	8	6	4	5	4	2
	10/100/1000 Mbps RJ45 Ports	8	8	6	4	5	4	2							
	1 Fast SFP Ports													1	1
	1 Gbps SFP Ports	2		2	2		1	1	2		2	2			
	Power, Link/Act, PoE LED	■	■	■	■	■	■	■	■	■	■	■	■	■	■
Performance	Switching Capacity	20 Gbps	16 Gbps	16 Gbps	12 Gbps	10 Gbps	10 Gbps	6 Gbps	5.6 Gbps	1.6 Gbps	5.2 Gbps	4.8 Gbps	1 Gbps	1 Gbps	1 Gbps
	Forwarding Capacity	14.88 Mpps	11.9 Mpps	11.9 Mpps	8.93 Mpps	7.44 Mpps	7.44 Mpps	4.46 Mpps	4.17 Mpps	1.19 Mpps	3.87 Mpps	3.57 Mpps	744K	744K	744K
	Store and Forward	■	■	■	■	■	■	■	■	■	■	■	■	■	■
	Packet Buffer Memory	2 Mbit	2 Mbit	2 Mbit	2 Mbit	1 Mbit	1 Mbit	1 Mbit	1 Mbit	1 Mbit	1 Mbit	1 Mbit	512 Kbit	512 Kbit	512 Kbit
	MAC Address Table	16K	16K	16K	16K	8K	8K	8K	8K	8K	8K	8K	1K	1K	1K
	PoE Budget	120W	120W	120W	120W	120W	120W	120W	120W	120W	120W	120W	120W	120W	120W
Physical	Dimensions	140 x 138 x 60 mm	140 x 138 x 60 mm	140 x 138 x 60 mm	140 x 138 x 60 mm	150 x 100 x 32 mm	150 x 100 x 32 mm	150 x 100 x 32 mm	140 x 138 x 60 mm	140 x 138 x 60 mm	140 x 138 x 60 mm	140 x 138 x 60 mm	150 x 100 x 32 mm	150 x 100 x 32 mm	150 x 100 x 32 mm
	Operating Temperature	-40 to 75℃	-40 to 75℃	-40 to 75℃	-40 to 75℃	-40 to 75℃	-40 to 75℃	-40 to 75℃	-40 to 75℃	-40 to 75℃	-40 to 75℃	-40 to 75℃	-40 to 75℃	-40 to 75℃	-40 to 75℃
	Storage Temperature	-40 to 85℃	-40 to 85℃	-40 to 85℃	-40 to 85℃	-40 to 85℃	-40 to 85℃	-40 to 85℃	-40 to 85℃	-40 to 85℃	-40 to 85℃	-40 to 85℃	-40 to 85℃	-40 to 85℃	-40 to 85℃
	Operating Humidity	5 to 95% Noncondensing	5 to 95% Noncondensing	5 to 95% Noncondensing	5 to 95% Noncondensing	5 to 95% Noncondensing	5 to 95% Noncondensing	5 to 95% Noncondensing	5 to 95% Noncondensing	5 to 95% Noncondensing	5 to 95% Noncondensing	5 to 95% Noncondensing	5 to 95% Noncondensing	5 to 95% Noncondensing	5 to 95% Noncondensing
	Power Method	100-240VAC, 50/60Hz	100-240VAC, 50/60Hz	100-240VAC, 50/60Hz	100-240VAC, 50/60Hz	100-240VAC, 50/60Hz	100-240VAC, 50/60Hz	100-240VAC, 50/60Hz	100-240VAC, 50/60Hz	100-240VAC, 50/60Hz	100-240VAC, 50/60Hz	100-240VAC, 50/60Hz	100-240VAC, 50/60Hz	100-240VAC, 50/60Hz	100-240VAC, 50/60Hz
	DC Input Voltage	+44~+57VDC	+44~+57VDC	+44~+57VDC	+44~+57VDC	+44~+57VDC	+44~+57VDC	+44~+57VDC	+44~+57VDC	+44~+57VDC	+44~+57VDC	+44~+57VDC	+44~+57VDC	+44~+57VDC	+44~+57VDC
	Max. Power Consumption	Including PoE Output: 130W Excluding PoE Output: 10W	Including PoE Output: 130W Excluding PoE Output: 10W	Including PoE Output: 130W Excluding PoE Output: 10W	Including PoE Output: 130W Excluding PoE Output: 10W	Including PoE Output: 125W Excluding PoE Output: 5W	Including PoE Output: 125W Excluding PoE Output: 5W	Including PoE Output: 125W Excluding PoE Output: 5W	Including PoE Output: 130W Excluding PoE Output: 10W	Including PoE Output: 130W Excluding PoE Output: 10W	Including PoE Output: 130W Excluding PoE Output: 10W	Including PoE Output: 130W Excluding PoE Output: 10W	Including PoE Output: 125W Excluding PoE Output: 5W	Including PoE Output: 125W Excluding PoE Output: 5W	Including PoE Output: 125W Excluding PoE Output: 5W
	EMC Safety	FCC, CE, RoHS	FCC, CE, RoHS	FCC, CE, RoHS	FCC, CE, RoHS	FCC, CE, RoHS	FCC, CE, RoHS	FCC, CE, RoHS	FCC, CE, RoHS	FCC, CE, RoHS	FCC, CE, RoHS	FCC, CE, RoHS	FCC, CE, RoHS	FCC, CE, RoHS	FCC, CE, RoHS
PoE	PoE Interfaces	Ports 1-8	Ports 1-8	Ports 1-4	Ports 1-4	Ports 1-4	Ports 1-4	Ports 1-2	Ports 1-8	Ports 1-8	Ports 1-4	Ports 1-4	Ports 1-4	Ports 1-4	Ports 1-2
	PoE Standard	IEEE802.3af, IEEE802.3at	IEEE802.3af, IEEE802.3at	IEEE802.3af, IEEE802.3at	IEEE802.3af, IEEE802.3at	IEEE802.3af, IEEE802.3at	IEEE802.3af, IEEE802.3at	IEEE802.3af, IEEE802.3at	IEEE802.3af, IEEE802.3at	IEEE802.3af, IEEE802.3at	IEEE802.3af, IEEE802.3at	IEEE802.3af, IEEE802.3at	IEEE802.3af, IEEE802.3at	IEEE802.3af, IEEE802.3at	IEEE802.3af, IEEE802.3at
	Max. PoE Wattage per Port	30W	30W	30W	30W	30W	30W	30W	30W	30W	30W	30W	30W	30W	30W
	PoE Voltage	52VDC	52VDC	52VDC	52VDC	52VDC	52VDC	52VDC	52VDC	52VDC	52VDC	52VDC	52VDC	52VDC	52VDC
	PoE Pin Assignment	V- (RJ45 Pin1,2), V+ (RJ45 Pin 3,6)	V- (RJ45 Pin1,2), V+ (RJ45 Pin 3,6)	V- (RJ45 Pin1,2), V+ (RJ45 Pin 3,6)	V- (RJ45 Pin1,2), V+ (RJ45 Pin 3,6)	V- (RJ45 Pin1,2), V+ (RJ45 Pin 3,6)	V- (RJ45 Pin1,2), V+ (RJ45 Pin 3,6)	V- (RJ45 Pin1,2), V+ (RJ45 Pin 3,6)	V- (RJ45 Pin1,2), V+ (RJ45 Pin 3,6)	V- (RJ45 Pin1,2), V+ (RJ45 Pin 3,6)	V- (RJ45 Pin1,2), V+ (RJ45 Pin 3,6)	V- (RJ45 Pin1,2), V+ (RJ45 Pin 3,6)	V- (RJ45 Pin1,2), V+ (RJ45 Pin 3,6)	V- (RJ45 Pin1,2), V+ (RJ45 Pin 3,6)	V- (RJ45 Pin1,2), V+ (RJ45 Pin 3,6)

SERIES		Unmanaged Industrial Switch Series							Unmanaged Industrial Switch Series						
MODEL		IDS1608F2	IDS1608	IDS1606F2	IDS1604F2	IDS1605	IDS1604F1	IDS1602F1	IDS1008F2	IDS1008	IDS1006F2	IDS1004F2	IDS1005	IDS1004F1	IDS1002F1
Specifications	Appearance														
Attributes	10/100 Mbps RJ45 Ports								8	8	6	4	5	4	2
	10/100/1000 Mbps RJ45 Ports	8	8	6	4	5	4	2							
	1 Fast SFP Ports													1	1
	1 Gbps SFP Ports	2		2	2		1	1	2		2	2			
	Power, Link/Act, PoE LED	■	■	■	■	■	■	■	■	■	■	■	■	■	■
Performance	Switching Capacity	20 Gbps	16 Gbps	16 Gbps	12 Gbps	10 Gbps	10 Gbps	6 Gbps	5.6 Gbps	1.6 Gbps	5.2 Gbps	4.8 Gbps	1 Gbps	1 Gbps	0.6 Gbps
	Forwarding Capacity	14.88 Mpps	11.9 Mpps	11.9 Mpps	8.93 Mpps	7.44 Mpps	7.44 Mpps	4.46 Mpps	4.17 Mpps	1.19 Mpps	3.87 Mpps	3.57 Mpps	744K	744K	744K
	Store and Forward	■	■	■	■	■	■	■	■	■	■	■	■	■	■
	Packet Buffer Memory	2 Mbit	2 Mbit	2 Mbit	2 Mbit	1 Mbit	1 Mbit	1 Mbit	1 Mbit	1 Mbit	1 Mbit	1 Mbit	512 Kbit	512 KMbit	2.75 Mbit
	MAC Address Table	16K	16K	16K	16K	8K	8K	8K	8K	8K	8K	8K	1K	1K	8K
Physical	Dimensions	140 x 138 x 60 mm	140 x 138 x 60 mm	140 x 138 x 60 mm	140 x 138 x 60 mm	150 x 100 x 32 mm	150 x 100 x 32 mm	150 x 100 x 32 mm	140 x 138 x 60 mm	140 x 138 x 60 mm	140 x 138 x 60 mm	140 x 138 x 60 mm	127 x 78 x 32 mm	127 x 78 x 32 mm	127 x 78 x 32 mm
	Operating Temperature	-40 to 75℃	-40 to 75℃	-40 to 75℃	-40 to 75℃	-40 to 75℃	-40 to 75℃	-40 to 75℃	-40 to 75℃	-40 to 75℃	-40 to 75℃	-40 to 75℃	-40 to 75℃	-40 to 75℃	-40 to 75℃
	Storage Temperature	-40 to 85℃	-40 to 85℃	-40 to 85℃	-40 to 85℃	-40 to 85℃	-40 to 85℃	-40 to 85℃	-40 to 85℃	-40 to 85℃	-40 to 85℃	-40 to 85℃	-40 to 85℃	-40 to 85℃	-40 to 85℃
	Operating Humidity	5 to 95% Noncondensing	5 to 95% Noncondensing	5 to 95% Noncondensing	5 to 95% Noncondensing	5 to 95% Noncondensing	5 to 95% Noncondensing	5 to 95% Noncondensing	5 to 95% Noncondensing	5 to 95% Noncondensing	5 to 95% Noncondensing	5 to 95% Noncondensing	5 to 95% Noncondensing	5 to 95% Noncondensing	5 to 95% Noncondensing
	Power Method	+12~ +57VDC	+12~ +57VDC	+12~ +57VDC	+12~ +57VDC	+12~ +57VDC	+12~ +57VDC	+12~ +57VDC	+12~ +57VDC	+12~ +57VDC	+12~ +57VDC	+12~ +57VDC	+12~ +57VDC	+12~ +57VDC	+12~ +57VDC
	Max. Power Consumption	10W	10W	10W	10W	5W	5W	5W	10W	10W	10W	10W	5W	5W	5W
	EMC Safety	FCC, CE, RoHS	FCC, CE, RoHS	FCC, CE, RoHS	FCC, CE, RoHS	FCC, CE, RoHS	FCC, CE, RoHS	FCC, CE, RoHS	FCC, CE, RoHS	FCC, CE, RoHS	FCC, CE, RoHS	FCC, CE, RoHS	FCC, CE, RoHS	FCC, CE, RoHS	FCC, CE, RoHS

ANCI

Dongguan Anci Electronic Technology Co., Ltd.
Add.: 1-2 Floor, Building A, No.11, Headquarters 2 Road, Songshan Lake Hi-tech Industrial Development Zone, Dongguan City, Guangdong Pr., China.
Tel: 86 -769 -8507 5888 Fax: 86 -769 -8507 5898 Web: www.anci.com

CERTIFICATE OF CONFORMITY

Certificate No. 17AE09159E 002

This Verification of Compliance is hereby issued to the product designated below

Report No. : EA170915 9E 02001
Applicant : Shenzhen Hi-net Technology Limited.
Address : 3F, 4Building, Anda Industrial Zone, Fuyong Town, Baoan District, Shenzhen City, Guangdong Province, China.
Manufacturer : Shenzhen Hi-net Technology Limited.
Address : 3F, 4Building, Anda Industrial Zone, Fuyong Town, Baoan District, Shenzhen City, Guangdong Province, China.
Description of Product : POE Switch
Model No. : S2910D-8P-150W
Input Rating : 100-240VAC 50-60Hz 2.5A
Output Rating : 52Vdc, 0.6A MAX per Port
Test Standards : EN 55032: 2015 EN 55024: 2010+A1:2015 EN 61000-3-2:2014 EN 61000-3-3:2013

This certificate of conformity is based on evaluation of a sample of the above mentioned product. Technical report and documentation are at the license Holder's disposal. This is to certify that the tested sample is in conformity with all revision of Annex I of Council Directive 2014/30/EU, referred to as the EMC. This certificate does not imply assessment of the series-production of the product. The holder of the certificate is authorized to use this certificate in Connection with the EC declaration of conformity according to Annex IV of the Directive.

Test Laboratory

Fred Zhu
Director
Date of Issue: Oct. 18, 2017

This certificate of conformity is based on a single evaluation of the submitted sample(s) of the above mentioned product. It does not imply an assessment of the whole production and other relevant Directives have to be observed.

ANCI

Dongguan Anci Electronic Technology Co., Ltd.
Add.: 1-2 Floor, Building A, No.11, Headquarters 2 Road, Songshan Lake Hi-tech Industrial Development Zone, Dongguan City, Guangdong Pr., China.
Tel: 86 -769 -8507 5888 Fax: 86 -769 -8507 5898 Web: www.anci.com

CERTIFICATE OF CONFORMITY

Certificate No.: 17EA09159F 002

This Verification of Compliance is hereby issued to the product designated below

Report No. : EA170915 9F 02001
Applicant : Shenzhen Hi-net Technology Limited.
Address : 3F, 4Building, Anda Industrial Zone, Fuyong Town, Baoan District, Shenzhen City, Guangdong Province, China.
Manufacturer : Shenzhen Hi-net Technology Limited.
Address : 3F, 4Building, Anda Industrial Zone, Fuyong Town, Baoan District, Shenzhen City, Guangdong Province, China.
Description of Product : POE Switch
Model No. : S2910D-8P-150W
Input Rating : 100-240VAC 50-60Hz 2.5A
Output Rating : 52Vdc, 0.6A MAX per Port
Test Standards : 47 CFR FCC Part 15 Subpart B: 2016 ANSI C63.4: 2014.

This device is conformance with part 15 of the FCC Rules and Regulations for information Technology Equipment. Operation of this product is subject to the following two conditions:
1. This device may not cause harmful interference.
2. This device must accept any interference received, including interference that may cause undesired operation.

Test Laboratory

Fred Zhu
Director
Date of issue: Oct. 18, 2017

This certificate of conformity is based on a single evaluation of the submitted sample(s) of the above mentioned product. It does not imply an assessment of the whole production and other relevant Directives have to be observed.

CERTIFICATE FOR CHINA COMPULSORY PRODUCT CERTIFICATION

CERTIFICATE NO.: 2017011608009231

NAME AND ADDRESS OF THE APPLICANT
D-Link（shanghai）Limited Corp
Part J1, Floor 1, Building 2, No.115, Fute West First Road, China(Shanghai) Pilot Free Trade Zone

NAME AND ADDRESS OF THE MANUFACTURER
D-Link（shanghai）Limited Corp
Part J1, Floor 1, Building 2, No.115, Fute West First Road, China(Shanghai) Pilot Free Trade Zone

NAME AND ADDRESS OF THE FACTORY
SHENZHEN HI-NET TECHNOLOGY LTD
3FL, 4 BLDG, ADA IND ZONE FUYONG STREET, BAOAN DISTRICT SHENZHEN CITY GUANGDONG PROVINCE 518000 CHINA

PRODUCT NAME, MODEL AND SPECIFICATION
POE switch (hub function)
型号：DHS-3226MP-AC 输入：100-240V～ 50/60Hz, 4.5A Max

THE STANDARDS AND TECHNICAL REQUIREMENTS FOR THE PRODUCTS
YD/T993-1998;GB4943.1-2011;GB/T9254-2008（Class A）

This is to certify that the above mentioned product(s) complies with the requirements of implementation rules for compulsory certification(REFNO.CNCA-C16-01:2014).

Valid from: Sep.28,2017 Valid until: Jul.13,2022

The validity of the certificate is subject to positive result of the regular follow up inspection by issuing certification body until the expiry date.

The certificate information is available through CNCA's website: www.cnca.gov.cn

President: Wang Kejiao

CHINA QUALITY CERTIFICATION CENTRE

http://www.cqc.com.cn Section 9, No. 188, Nanshuiyuan Xilu, Beijing 100070 P. R. China Tel: +86 10 83896666

Q 1804340

CERTIFICATION INTERNATIONAL

Certificate of Registration

This is to certify that

Shenzhen Hi-Net Technology Co., Ltd
Unified social credit code: 91440300067980584C
Registered address: The Third Floor, Block 4, Anda Electronic Industrial Area, Heping Village, Fuyong Street, Baoan District, Shenzhen City, Guangdong Province, P.R. China
Audited address: The Third Floor, Block 4, Anda Electronic Industrial Area, Heping Village, Fuyong Street, Baoan District, Shenzhen City, Guangdong Province, P.R. China

Has been assessed as conforming to meet the requirements of

ISO9001:2015

for the scope of activities

Design, production and sale of power adapter, monitoring electric source and network communication production(exchange board)(within the scope of valid 3C certificate, specific production name, specification and model in the attachment)

Certificate No: **CI/13E660Q**
Issue Date: **9 April 2018** Valid until **8 April 2021**
Attention:Subject to adherence to the agreed ongoing audit program,the successful endorsement of certification following each audit and compliance with CI Regulations
Certification Range of product service excludes the revoked administrative verification that are not acquired the valid national rule certification permission,3C certification

Signed for and on behalf of

General Manager

Annual surveillance audit for the first time
Annual surveillance audit for the second time

Note: According to the certification requirements, the interval between the annual surveillance audit and the last spot audit cannot exceed twelve months.

063

The certificate information is validity on: Our company Web: www.ci-c.com.cn CNCA official web: www.cnca.gov.cn

Certification International (China) Co., Ltd. Tel: 0086-021-63455510 Fax: 0086-021-63455405

DENAN STATEMENT OF CONFORMITY ASSESSMENT
電気用品安全法適合性同等検査合格書

Page 1 / 2

試験番号/Certificate No. TKY080116-AC 16 01 004
発行年月日/Issue Date 2016/01/08（年/月/日）
有効年月日/Expiration Date 2021/01/07（年/月/日）
改訂年月日/Revise date 新規/N/A
試験報告書番号/Test Report No. 47669802SL 1.1-A issued on 2015/12/21
委託/Representative Shenzhen Hi-Net Technology Ltd Rm A1, 9 Fl, Silvercorp Int Tower, 707-713 Nathan Rd, Mong Kok, HK
申請者/Applicant Shenzhen Hi-Net Technology Ltd 3 FL 4 Bldg, Anda Ind Zone, Fuyong Town, Baoan District, Shenzhen City, Guangdong Province, 518005, CN
製造工場/Factory Shenzhen Hi-Net Technology Ltd 3 FL 4 Bldg, Anda Ind Zone, Fuyong Town, Baoan District, Shenzhen City, Guangdong Province, 518005, CN
電気用品名/Product Name DC Power Supply Unit / 直流電源装置
型式区分/Type classification 型式 1 / Type 1
適用試験規格/Standards Used 添付 1 参照/Refer to Attachment 1
Interpretation of DENAN Technical Requirements Ministerial Ordinance Appendix 12 / 「電気用品の技術上の基準を定める省令の解釈」別表第十二（1000/3-1/2/6）J 3000/2/2(3), Interpretation of DENAN Technical Requirements Ministerial Ordinance Appendix 12 / 「電気用品の技術上の基準を定める省令の解釈」別表第十二（J 60022/2/2）
適合性検査の方法/Conformity Assessment Methods DENAN Technical Requirements & Enforcement Regulations Appendix 4
PSE マーク/ PSE Mark 電気用品の技術基準及び電気用品安全法施行規則別表第四

Representative sample(s) of the Specified Product(s) (as defined by the Japan's Ministry of Economy, Trade and Industry) and the factory have been found to comply with Technical Requirements stipulated in Paragraph 1 of Article 8 of the Electrical Appliance and Material Safety Law and the requirements stipulated by the Ministerial Ordinance Appendix 12 / 「電気用品の技術上の基準を定める省令」 and Interpretation of DENAN Technical Requirements Article 8 of the Law) by the Conformity Assessment Body as listed below. 特定電気用品（対象変換器を含む。）6.6) の規定及び以下の電気用品安全法第8条第1項に規定する技術基準及び解釈及び各関連省令等で定める基準（法第27条第1項第四号に係る検査に係るものに限る）に適合していることを下記の検査機関が確認した。

This DENAN Statement of Conformity Assessment does not indicate acceptability of the product(s) for Listing, Certification and Recognition by UL LLC or any other certifications or marks authorized by UL LLC or its affiliates. Products marked with a PSE Mark and the CAN ID must comply with the DENAN Law / Standards.
この適合性同等検査合格書は製品のリストアップ、クラシフィケーション、レコグニション、及びUL及び関連会社が承認する他の認証とマークを認定するものではありません。PSEマークまたは検査機関の識別を表示する製品は電気用品安全法及び関連法令に適合していなければなりません。

This DENAN Statement of Conformity Assessment has been issued based on the evaluation of submitted test samples of the Electrical Products, and does not indicate the fulfilment of the responsibility to confirm the conformity of the Electrical Products to the Technical Requirements of the Electrical Appliance and Material Safety Law for the Electrical Products in the same Type Classification by the Applicant.
この適合性同等検査合格書は、提出された試験用の電気用品に関して、申請者がそれらと同じもの（すなわち、同じタイプ分類の電気用品）の電気用品安全法第8条第1項に規定する技術基準の適合性を確認することを示すものではありません。

This DENAN Statement of Conformity Assessment is valid only for the attached scope of Type Classification or for combinations of the Type Classification.
この適合性同等検査合格書は、別紙に記載されている型式区分または組合せの範囲内及び区分の組み合わせについてのみ有効です。

発表機関/Conformity Assessment Body 株式会社UL Japan
〒215-0021 川崎市麻生区万福寺1-2-1
発行者/Issued by 品質技術部 技術 課 Shigeru Yano

UL Japan

CERTIFICATE OF COMPLIANCE

Certificate Number 20150805-E477400
Report Reference E477400-A1-UL
Issue Date 2015-AUGUST-05

Issued to: Shenzhen Hi-Net Technology Ltd
Rm A1, 9 Fl, Silvercorp Int Tower
707-713 Nathan Rd
Mong Kok HONG KONG

This is to certify that representative samples of POWER SUPPLIES, INFORMATION TECHNOLOGY EQUIPMENT INCLUDING ELECTRICAL BUSINESS EQUIPMENT
Product:- POE injector
Model:- ADPE01-0B1, PE15, PE30, PE60

Have been investigated by UL in accordance with the Standard(s) indicated on this Certificate.

Standard(s) for Safety: UL 60950-1 - (Information Technology Equipment - Safety - Part 1: General Requirements)
CAN/CSA C22.2 No. 60950-1-07 - (Information Technology Equipment - Safety - Part 1: General Requirements)

Additional Information: See the UL Online Certifications Directory at www.ul.com/database for additional information

Only those products bearing the UL Certification Mark should be considered as being covered by UL's Certification and Follow-Up Service.

Look for the UL Certification Mark on the product

Bruce Mahrenholz, Director North American Certification Program
UL LLC

Any information and documentation involving UL Mark services are provided on behalf of UL LLC (UL) or any authorized licensee of UL. For questions, please contact a local UL Customer Service Representative at http://ul.com/aboutul/locations

Page 1 of 1



전기용품안전 관리법 시행규칙 [별지 제2호서식]

접수번호 : 20151001-0002

전 기 용 품 안 전 인 증 서
Electrical Appliances Safety Certificate

안전인증번호: (Certification No.) HU10851-15001A
제조업자명: (Manufacturer) SHENZHEN HI-NET TECHNOLOGY LTD
대표자명: (President) Song Guiming
제조공장의 주소: (Factory Address) 3 FL, 4 BLDG, ANDA IND ZONE FUYONG TOWN, BAOAN DISTRICT SHENZHEN CITY GUANGDONG PROVINCE 518000 CHINA
제품명: (Product) 직류전원장치
기본모델명: (Basic Model) ADPE01-0B1
정격: (Rating) 100-240 V~, 50-60 Hz, 0.6 A (O/P: 52 Vdc, 0.58 A)
파생모델명 (Series Model)
AP135 APS5
AP90 PE15
PE30 PE60

적용기준: K 60950-1(2011-12) (Standard)

「전기용품안전 관리법 시행규칙」 제6조제2항에 따라 위의 전기용품에 대하여 안전인증서를 발급합니다.
We issue this Electrical Appliances Safety Certificate for the above electrical appliance in accordance with the Article 6(2) of the Enforcement Rule of the Electrical Appliances Safety Control Act.

2015 년 12 월 30 일
(Year) (Month) (Day)

한국기계전기전자시험연구원장
Korea Testing Certification

※ 이 인증서는 「전기용품안전 관리법」에 따른 전기용품 안전성 확인에 한정된 것이며, 그 밖의 다른 법률이 적용되는 제품의 경우에는 해당 법률에 따라 추가로 인증·허가 등을 받아야 합니다.

붙부서류 : 1. 안전관리부품 및 재질목록 (List of Critical Components)
2. 기본모델 · 파생모델의 내용 (Descriptions of the basic and series model)
3. 전기용품 안전인증의 변경 현황 (Revisions Status)



CERTIFICADO NOM

Certificado No. / Certificate No. : NOM-02351
Página / Page : 3/3
Referencia No. / Reference No. : 4787933374
Fecha de Emisión / Date of issue : 2017-06-01
Marca / Certification Mark

UL MX -NOM

UL MX NOM

Organismo de Certificación /Certification Body UL de México, S.A. de C.V., Blas Pascal No. 205 Piso 2, Col. Los Morales, C.P. 11510, México, D.F., Tel. +52 (55) 3000 5400, Fax +52 (55) 3000 5491

42-IC-F0419 REV: 3.0

高新技术企业
证书

企业名称:深圳市海纳时代电子有限公司 证书编号:GR201744202154
发证时间:二〇一七年十月三十一日 有 效 期:三年
批准机关:

深圳市高新技术企业
证 书

企业名称:深圳市海纳时代电子有限公司 证书编号: SZ20170517
发证日期: 二〇一七年十一月十五日 有 效 期: 三年
发证机关:

Shenzhen Hi-Net Technology Co., Ltd, founded in the year 2010 in Hong Kong, is a professional high-tech enterprise which starts business from the networking products. After 8 years fast development, Hi-Net's products lines include: **Power-over- Ethernet Products (PoE)line , Industrial network devices line, Network Switch Line, Power Supply products Line, HDMI to Ethernet Products Line, Optical Products line, Wireless products line**, etc. As a professional company in the network products, we are engaged in supplying the best network devices for our customers all around the world.

Adhering to the core philosophy of "Technology Connect Future, Service Create Merit", Shenzhen Hi-Net Technology company can provide the customers with both high quality products and good service in OEM & ODM. Nowadays, Hi-Net has got the ISO9001:2015 Quality System Certification and China Hi-Tech Company Certification. Meanwhile, most of our products have approval of the "CE", "FCC", RoHS", some of which have also got the UL, GS, KC, PSE, EAC, NOM, CCC, CUL, certifications. Till now Hi-Net also has obtained over 20 patents in the outdoor PoE solutions. Hi-Net spends its 15% turnover into the RD expense every year, which ensures Hi-Net to push out over 5 new items based on market request every quarter continuously.

Believe us, Hi-Net will be your reliable partner in the network field!